 <p>B.S. Aquino Drive, Bacolod City, Negros Occidental, 6100</p> <p>DR. PABLO O. TORRE MEMORIAL HOSPITAL</p>	Document Code:	DPOTMH-E-69-P01-S13
	Effective Date:	07-31-2022
	Document Type:	Standard Operating Procedure
	Page Number:	1 of 4
	Department/Section:	Respiratory Therapy Services
	Document Title:	<b>ELECTROENCEPHALOGRAM (EEG)</b>

### **PURPOSE:**

1. Facilitate in the diagnosis of seizure disorder.
2. Aid in the determination of portion or location of affected area by previous stroke, head injury, or brain tumors
3. Rule out or confirm presence of brainwave abnormalities in symptoms such as dizziness, sudden weakness, blackout spells, amnesia, staring episodes, and sleep paralysis.
4. Confirmation of brain death.

### **SCOPE:**

Applies to all Respiratory Therapists of Dr. Pablo O. Torre Memorial Hospital


### **PERSON RESPONSIBLE:**

EEG Technicians, Nurses, Residents on-duty, Attending Physician

### **PROCEDURE:**


#### **Preparation of the patient:**

1. Check order or request from the physician.
2. Shampoo hair prior to the test. Do not apply conditioner, oil, spraynet, cream, pomade, or gel.
3. Instruct to eat a full meal. Avoid, for approximately eight (8) hours prior, caffeine-containing food and drinks such as coffee, tea, cola, and chocolates.
4. Ask patient not to sleep at all, the night before the test, or sleep less by going to bed late and getting up earlier than usual. Also, avoid taking naps in the morning of the test.
5. Check or verify physician's order to ascertain taking of certain medications such as sedatives, tranquilizers, muscle relaxants, sleeping aids, or anti-epileptic drugs.
6. Schedule patient according to his/her convenience, and availability of room and technician.

 <p>B.S. Aquino Drive, Bacolod City, Negros Occidental, 6100</p> <p>DR. PABLO O. TORRE MEMORIAL HOSPITAL</p>	Document Code:	DPOTMH-E-69-P01-S13
	Effective Date:	07-31-2022
	Document Type:	Standard Operating Procedure
	Page Number:	2 of 4
	Department/Section:	Respiratory Therapy Services
	Document Title:	<b>ELECTROENCEPHALOGRAM (EEG)</b>

### Procedure Proper:


- 1 Perform hand hygiene and wear appropriate Personal Protective Equipment (PPE)
- 2 Prepare the equipment, material, and special requests or needs of the patient.
- 3 Introduce self and explain the procedure to the patient and/or significant others.
- 4 Instruct and assist patient to lie down on the hospital bed.
- 5 Place 21 EEG electrodes on patient's scalp according to the 10-20 international system, using an electroconductive paste. Electrocardiogram (ECG) leads are also placed on the chest wall.
- 6 Start the EEG machine and monitor tracing quality to ensure signals are artifact-free and make appropriate adjustments.
- 7 Instruct patient to lie still with eyes closed, most of the time, during the recording and should not talk unless there is a need.
- 8 Document movements and other interferences on the recording.
- 9 Brain activity is recorded on the EEG machine for approximately 30 minutes.
- 10 Ask patient to open eyes and look straight, then close eyes again.
- 11 Proceed with activation procedures:
  - 11.1 Photoc stimulation – deliver intermittent flashes of light by the use of a stroboscopic lamp, producing bright flashes of diffused light given at varying rates up to 5-25 flashes per second. This procedure compares the photic driving response on the two sides of the brain, and attempt to elicit epileptiform activity.
  - 11.2 Hyperventilation – instruct patient to breathe deeply and quickly for at least three (3) minutes, with eyes closed. Monitor patient's performance, note quality of effort, and status.
  - 11.3 Sleep – instruct patient to lie still and keep eyes close. Provide an atmosphere conducive for sleeping. For patients with suspected or known convulsive disorder, record of at least 25 minutes of sleep is required.
- 12 Terminate recording and remove all electrodes carefully.
- 13 Inform patient that an official result will be released within a maximum of three (3) working days for inpatients and outpatients.

 <p>B.S. Aquino Drive, Bacolod City, Negros Occidental, 6100</p> <p>DR. PABLO O. TORRE MEMORIAL HOSPITAL</p>	Document Code:	DPOTMH-E-69-P01-S13
	Effective Date:	07-31-2022
	Document Type:	Standard Operating Procedure
	Page Number:	3 of 4
	Department/Section:	Respiratory Therapy Services
	Document Title:	<b>ELECTROENCEPHALOGRAM (EEG)</b>






### REFERENCES:


1. Gaustat, H(1970) Clinical and electroencephalographic classification of epileptic seizures. *Epilepsia* 11:102
2. Gaustat, H. (1973) Definitions IN: Dictionary of Epilepsy. Part 1:World Health Organization, Geneva
3. Jackson, J.H.(1931) In: Taylor, J.A. (Ed), Selected Writings of J. Hughlings Jackson, Vol. 1: On Epilepsy and Epileptiform Convulsions. Hodder and Staughton, London.



 <p><b>DR. PABLO O. TORRE MEMORIAL HOSPITAL</b></p> <p>B.S. Aquino Drive, Bacolod City, Negros Occidental, 6100</p>	Document Code:	DPOTMH-E-69-P01-S13
	Effective Date:	07-31-2022
	Document Type:	Standard Operating Procedure
	Page Number:	4 of 4
	Department/Section:	Respiratory Therapy Services
	Document Title:	<b>ELECTROENCEPHALOGRAM (EEG)</b>


**APPROVAL:**

	Name/Title	Signature	Date
Prepared by:	<b>SHIRLEY B. MALAGA, RMT, RTRP</b> RTS Supervisor		7-6-2022
Reviewed:	<b>DENNIS C. ESCALONA, MN, FPSQua</b> Quality Assurance Supervisor		07-06-2022
Recommending Approval:	<b>ROSARIO ABARING, RN, MAN</b> Ancillary Services Division Officer		07.06.2022
	<b>FREDERIC IVAN L. TING, MD</b> OIC- Total Quality Division		7/8/22
Approved:	<b>GENESIS GOLDI D. GOLINGAN</b> President and CEO		7/21/22

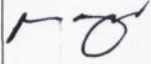




 <p><b>DR. PABLO O. TORRE MEMORIAL HOSPITAL</b></p>	Document Code:	DPOTMH-E-69-P01-WI13
	Effective Date:	07-15-2022
	Document Type:	Work Instruction
	Page Number:	1 of 2
	Department/Section:	Respiratory Therapy Services
	Document Title:	<b>ELECTROENCEPHALOGRAM (EEG)</b>

B.S. Aquino Drive,  
Bacolod City,  
Negros Occidental,  
6100

KEY TASKS	PERSON RESPONSIBLE
<b>Preparation of the patient</b>	
1. Checks order or request from the physician.	RTS Staff
2. Instructs to eat a full meal.	
3. Asks patient not to sleep at all, the night before the test, or sleep less by going to bed late and getting up earlier than usual.	
4. Verifies physician's order to ascertain taking of certain medications such as sedatives, tranquilizers, muscle relaxants, sleeping aids, or anti-epileptic drugs.	
5. Schedules patient according to his/her convenience, and availability of room and technician.	
<b>Procedure Proper</b>	
1. Performs hand hygiene and wears appropriate Personal Protective Equipment (PPE)	RTS Staff
2. Prepares the equipment, material, and special requests or needs of the patient.	
3. Does the procedure.	
4. Informs patient that an official result will be released within a maximum of three (3) working days for inpatients and outpatients.	

 <p><b>DR. PABLO O. TORRE MEMORIAL HOSPITAL</b></p> <p>B.S. Aquino Drive, Bacolod City, Negros Occidental, 6100</p>	Document Code:	DPOTMH-E-69-P01-WI13
	Effective Date:	07-15-2022
	Document Type:	Work Instruction
	Page Number:	2 of 2
	Department/Section:	Respiratory Therapy Services
	Document Title:	<b>ELECTROENCEPHALOGRAM (EEG)</b>

**APPROVAL:**

	Name/Title	Signature	Date
Prepared by:	<b>SHIRLEY B. MALAGA, RMT, RTRP</b> RTS Supervisor		7-6-2022
Reviewed:	<b>DENNIS C. ESCALONA, MN, FPCHA, FPSQua</b> Quality Assurance Supervisor		07-06-2022
Recommending Approval:	<b>ROSARIO D. ABARING, RN, MN, PhD, FPCHA</b> Ancillary Services Division Officer		07-06-2022
	<b>FREDERIC IVAN L. TING, MD</b> OIC- Total Quality Division		7/8/22
Approved:	<b>GENESIS GOLDI D. GOLINGAN</b> President and CEO		7/21/22





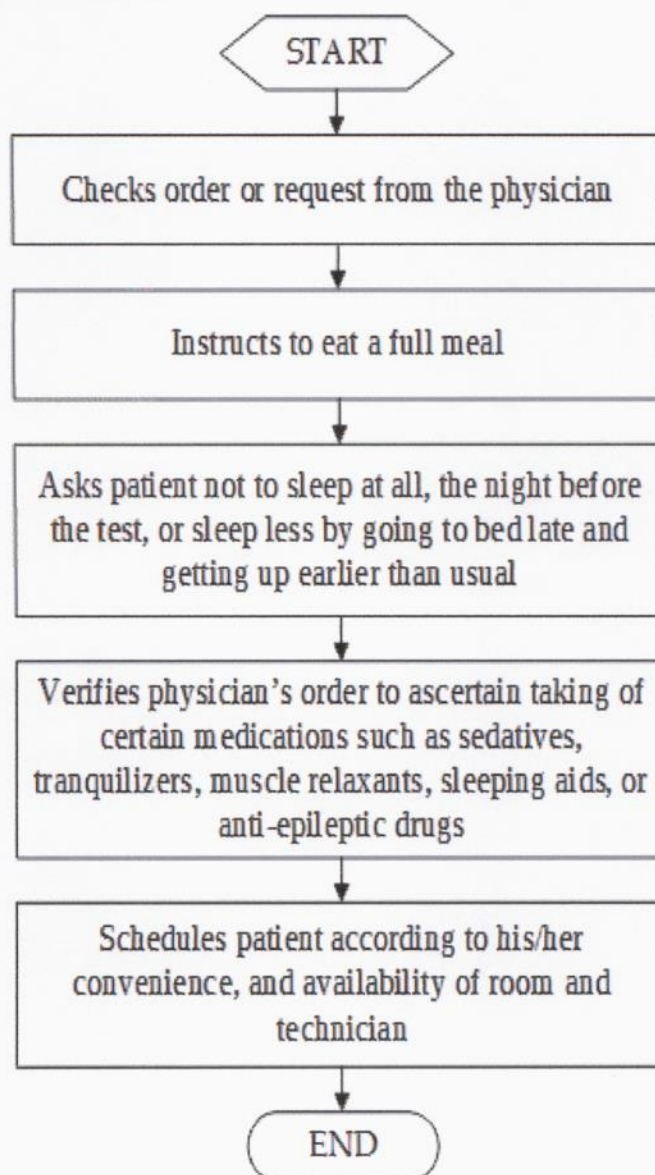
DR. PABLO O. TORRE  
MEMORIAL HOSPITAL

B.S. Aquino Drive,  
Bacolod City,  
Negros Occidental,  
6100

Document Code:	DPOTMH-E-69-P01-FC13
Effective Date:	07-15-2022
Document Type:	Flowchart
Page Number:	1 of 3
Department/Section:	Respiratory Therapy Services
Document Title:	<b>ELECTROENCEPHALOGRAM (EEG)</b>

## FLOWCHART

### PREPARATION OF THE PATIENT





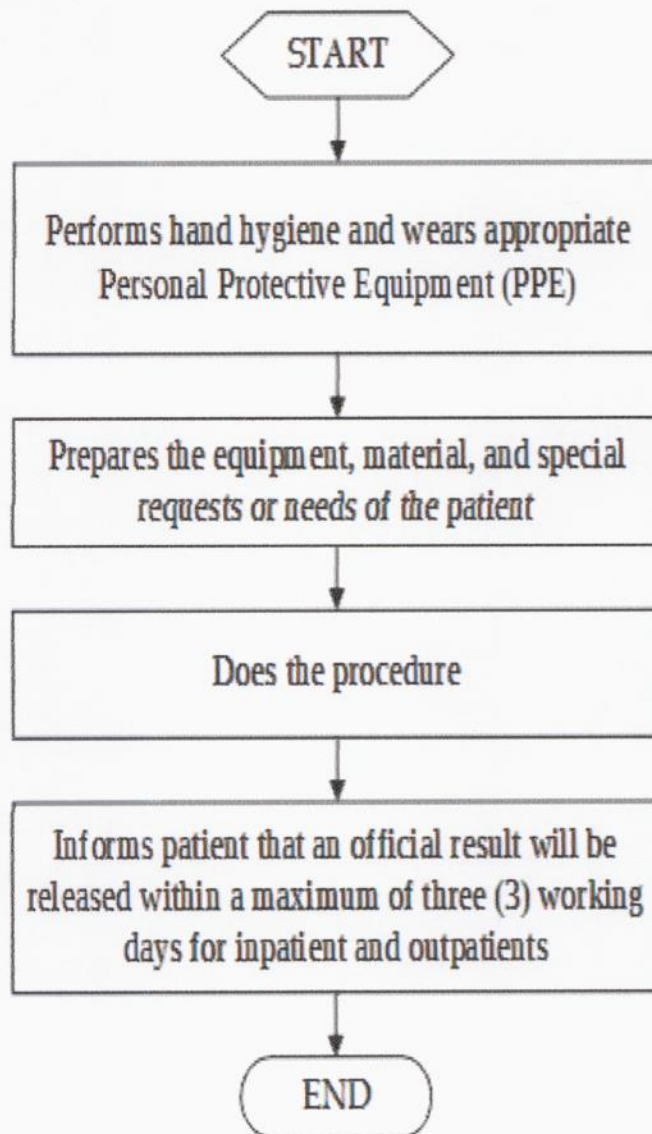
DR. PABLO O. TORRE  
MEMORIAL HOSPITAL

B.S. Aquino Drive,  
Bacolod City,  
Negros Occidental,  
6100


Document Code:	DPOTMH-E-69-P01-FC13
Effective Date:	07-15-2022
Document Type:	Flowchart
Page Number:	2 of 3
Department/Section:	Respiratory Therapy Services
Document Title:	ELECTROENCEPHALOGRAM (EEG)

## FLOWCHART






### PROCEDURE PROPER





 <p><b>DR. PABLO O. TORRE MEMORIAL HOSPITAL</b></p> <p>B.S. Aquino Drive, Bacolod City, Negros Occidental, 6100</p>	Document Code:	DPOTMH-E-69-P01-FC13
	Effective Date:	07-15-2022
	Document Type:	Flowchart
	Page Number:	3 of 3
	Department/Section:	Respiratory Therapy Services
	Document Title:	<b>ELECTROENCEPHALOGRAM (EEG)</b>

**APPROVAL:**

	Name/Title	Signature	Date
Prepared by:	<b>SHIRLEY B. MALAGA, RMT, RTRP</b> RTS Supervisor		7.6.2022
Reviewed:	<b>DENNIS C. ESCALONA, MN, FPCHA, FPSQua</b> Quality Assurance Supervisor		07-06-2022
Recommending Approval:	<b>ROSARIO D. ABARING, MAN, PhD</b> Ancillary Division Officer		07-06-2022
	<b>FREDERIC IVAN L. TING, MD</b> OIC-Total Quality Division		7/8/22
Approved:	<b>GENESIS GOLDI D. GOLINGAN</b> President and CEO		7/21/22