



DR. PABLO O. TORRE  
MEMORIAL HOSPITAL

B.S. Aquino Drive,  
Bacolod City,  
Negros Occidental,  
6100

Document Code:	DPOTMH-NSD-DR-SOP016
Revision Number:	0
Effective Date:	11-06-2020
Document Type:	Standard Operating Procedure
Page Number:	1
Department/Section:	Delivery Room
Document Title:	<b>APPLYING AND REMOVING STERILE GLOVES (OPEN GLOVING TECHNIQUE)</b>

**PURPOSE:**




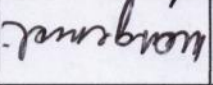
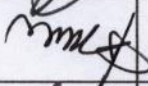

To safely carry out sterile procedure and to prevent the transfer of microorganisms from hands to sterile objects or open wounds.

**OBJECTIVE:**

To standardize and promote a safe technique of applying and removing sterile gloves when doing sterile procedures.

**RESPONSIBLE PERSON:**

Attending Physician, Resident on duty, OB-Gyne Intern, Registered Nurse, Registered Midwives, Student Nurses and Midwives with supervision from their Clinical Instructor.

Name/Title	Signature	Date
MA. CARMELA O. HECHANOVA, RN		
Delivery Room Head Nurse		
SUZETTE J. PIDO, RN		11-10-2020
QA Internal Quality Analyst – Patient Care		11-10-2020
DENNIS C. ESCALONA, RN, MN, FPSQA		11-10-2020
Quality Assurance Supervisor		
MA. ANTONIA S. GENSOLI, MD, FPPS		11-12-2020
Medical Director		
HENRY F. ALAVAREN, MD, FPSMID		11/16/2020
Total Quality Division Officer		
GENESIS GOLDI D. GOLINGAN		12/15/2020
President and CEO		

APPROVAL:

Document Code:	DPOTMH-NSD-DR-SOP016
Revision Number:	0
Effective Date:	11-06-2020
Document Type:	Standard Operating Procedure
Page Number:	2
Department/Section:	Delivery Room
Document Title:	APPLYING AND REMOVING STERILE GLOVES (OPEN GLOVING TECHNIQUE)

DR. PABLO O. TORRE  
MEMORIAL HOSPITAL



B.S. Aquino Drive,  
Bacolod City,  
Negros Occidental,  
6100





DR. PABLO O. TORRE  
MEMORIAL HOSPITAL

B.S. Aquino Drive,  
Bacolod City,  
Negros Occidental,  
6100

Document Code:	DPOTMH-NSD-DR-SOP016
Revision Number:	0
Effective Date:	11-06-2020
Document Type:	Standard Operating Procedure
Page Number:	3
Department/Section:	Delivery Room
Document Title:	APPLYING AND REMOVING STERILE GLOVES (OPEN GLOVING TECHNIQUE)

### **EQUIPMENT NEEDED:**

- Sterile Gloves ( Appropriate size)
- Flat working surface

### **PROCEDURE:**

1. The healthcare team prepares the supplies needed.
2. The healthcare team wears surgical cap and face masks.
3. The healthcare team performs thorough surgical hand scrub.

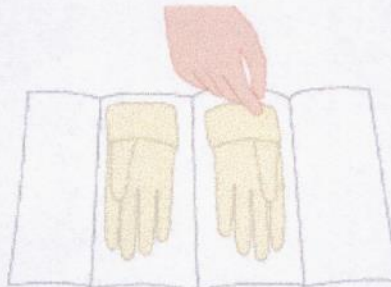
### **PREPARATION FOR PUTTING ON SURGICAL GLOVES:**

Gloves are cuffed to make it easier to put them on without contaminating them. When putting on sterile gloves, the first glove is picked up by the cuff only. The second glove is then touched only by the other sterile glove.

**Step 1:** The healthcare team prepares a large, clean, dry area for opening the package of gloves. Surgical scrub is performed.

**Step 2:** The healthcare team opens the inner glove wrapper, exposing the cuffed gloves with the palms up.

**Step 3:** The healthcare team picks up the first glove by the cuff, touching only the inside portion of the cuff (the inside is the side that will be touching the skin when the glove is on)








DR. PABLO O. TORRE  
MEMORIAL HOSPITAL

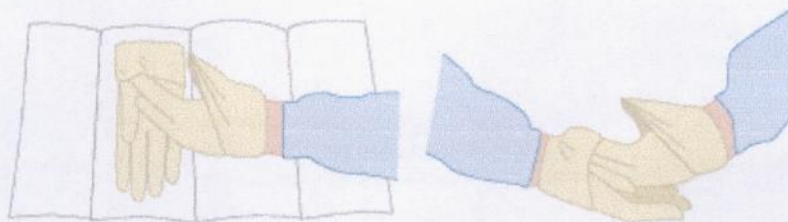
B.S. Aquino Drive,  
Bacolod City,  
Negros Occidental,  
6100

Document Code:	DPOTMH-NSD-DR-SOP016
Revision Number:	0
Effective Date:	11-06-2020
Document Type:	Standard Operating Procedure
Page Number:	4
Department/Section:	Delivery Room
Document Title:	APPLYING AND REMOVING STERILE GLOVES (OPEN GLOVING TECHNIQUE)




**Step 4:** While holding the cuff in one hand, the healthcare team slips the other hand into the glove. Pointing the fingers of the glove toward the floor will keep the fingers open. The gloves do not touch anything and is held above waist level.

**Note:** If the first glove is not fitted correctly, any adjustment is made until the second glove is don. Then the sterile fingers of the gloved hand under the cuff of the second glove.




**Step 5:** The healthcare team picks up the second glove by sliding the fingers of the gloved hand under the cuff of the second glove.

**Step 6:** The healthcare team puts the second glove on the ungloved hand by maintaining a steady pull through the cuff.



**Step 7:** The healthcare team adjust the glove fingers until the gloves fit comfortably.



 <p>B.S. Aquino Drive, Bacolod City, Negros Occidental, 6100</p> <p>DR. PABLO O. TORRE MEMORIAL HOSPITAL</p>	Document Code:	DPOTMH-NSD-DR-SOP016
	Revision Number:	0
	Effective Date:	11-06-2020
	Document Type:	Standard Operating Procedure
	Page Number:	5
	Department/Section:	Delivery Room
	Document Title:	<b>APPLYING AND REMOVING STERILE GLOVES (OPEN GLOVING TECHNIQUE)</b>

### **STEPS IN REMOVING STERILE SURGICAL GLOVES:**

The healthcare team removes the gloves and avoids the outside surface of the gloves to come in contact with skin because the outer surface have been contaminated with blood and other body fluids. Likewise, the healthcare team avoids letting the gloves snap, as this may cause contaminants to splash into the eyes, mouth, skin or other people in the area.

**The healthcare team removes used gloves before touching anything.**

- Step 1:** The healthcare team grasps one of the gloves near the cuff and pulls it partway off. It is important to keep the first glove partially on hand before removing the second glove to protect the healthcare team from touching the outside surface of either glove with bare hands.
- Step 2:** Leaving the first glove over fingers, the healthcare team grasps the second glove near the cuff and pulls it part of the way off. The healthcare team keeps from touching the outside surface of the first glove with bare hands.
- Step 3:** The healthcare team pulls off the two gloves at the same time, being careful to touch only the inside surfaces of the gloves with bare hands.
- Step 4:** The healthcare team disposes the gloves properly and washes hands immediately after gloves are removed.



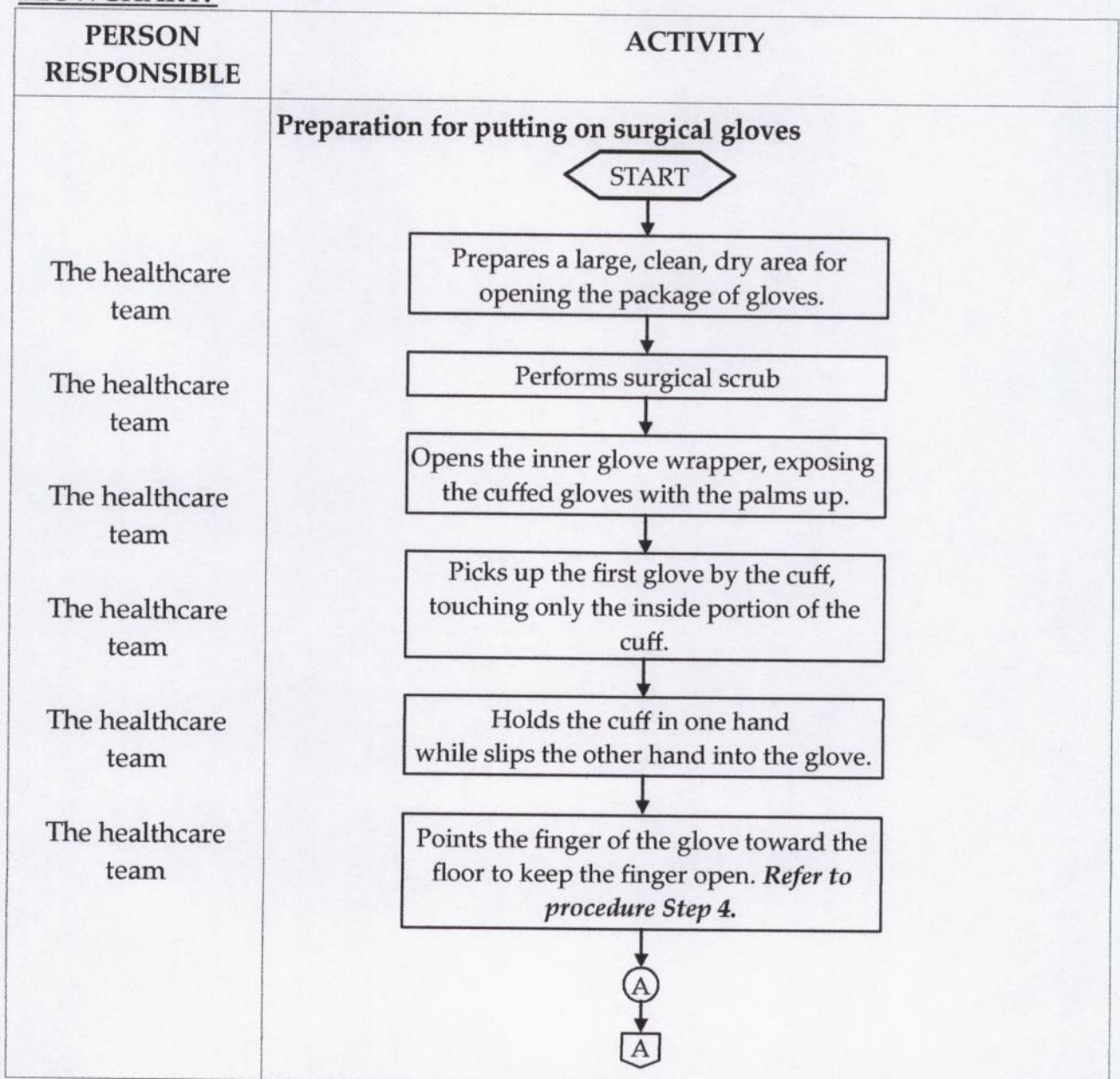


DR. PABLO O. TORRE  
MEMORIAL HOSPITAL

B.S. Aquino Drive,  
Bacolod City,  
Negros Occidental,  
6100

Document Code:	DPOTMH-NSD-DR-SOP016
Revision Number:	0
Effective Date:	11-06-2020
Document Type:	Standard Operating Procedure
Page Number:	6
Department/Section:	Delivery Room
Document Title:	APPLYING AND REMOVING STERILE GLOVES (OPEN GLOVING TECHNIQUE)

### FLOWCHART:

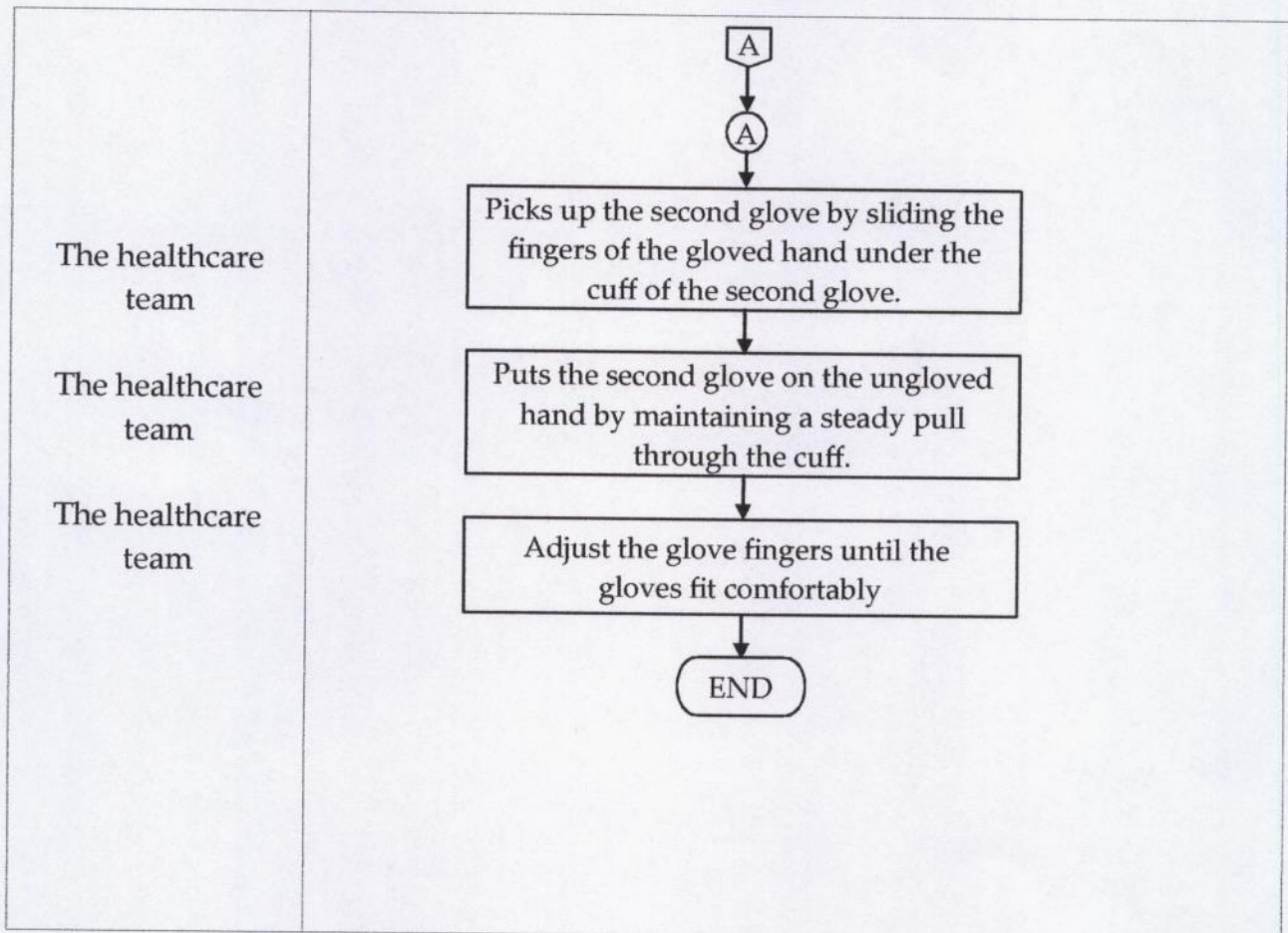




DR. PABLO O. TORRE  
MEMORIAL HOSPITAL

B.S. Aquino Drive,  
Bacolod City,  
Negros Occidental,  
6100

Document Code:	DPOTMH-NSD-DR-SOP016
Revision Number:	0
Effective Date:	11-06-2020
Document Type:	Standard Operating Procedure
Page Number:	7
Department/Section:	Delivery Room
Document Title:	APPLYING AND REMOVING STERILE GLOVES (OPEN GLOVING TECHNIQUE)







DR. PABLO O. TORRE  
MEMORIAL HOSPITAL


B.S. Aquino Drive,  
Bacolod City,  
Negros Occidental,  
6100

Document Code:	DPOTMH-NSD-DR-SOP016
Revision Number:	0
Effective Date:	11-06-2020
Document Type:	Standard Operating Procedure
Page Number:	8
Department/Section:	Delivery Room
Document Title:	APPLYING AND REMOVING STERILE GLOVES (OPEN GLOVING TECHNIQUE)

### FLOWCHART:

PERSON RESPONSIBLE	ACTIVITY
The healthcare team	<p><b>Removing used surgical gloves</b></p> <pre> graph TD     START([START]) --&gt; A[Grasps one of the gloves near the cuff and pulls it partway off.]     A --&gt; B[Leaves the first glove over fingers. Refer to procedure Step 2(Removing sterile gloves).]     B --&gt; C[Puts the second glove on the unglove hand by maintaining a steady pull through the cuff.]     C --&gt; D[Disposes the gloves properly]     D --&gt; E[Washes hands immediately after gloves are removed.]     E --&gt; END([END])           </pre>
The healthcare team	
The healthcare team	
The healthcare team	
The healthcare team	



 <p>B.S. Aquino Drive, Bacolod City, Negros Occidental, 6100</p> <p>DR. PABLO O. TORRE MEMORIAL HOSPITAL</p>	Document Code:	DPOTMH-NSD-DR-SOP016
	Revision Number:	0
	Effective Date:	11-06-2020
	Document Type:	Standard Operating Procedure
	Page Number:	9
	Department/Section:	Delivery Room
	Document Title:	<b>APPLYING AND REMOVING STERILE GLOVES (OPEN GLOVING TECHNIQUE)</b>

### REFERENCE:

*Open-glove technique* | *eLearning*. (n.d.). Elearning.Rcog.Org.Uk.  
<https://elearning.rcog.org.uk//general-principles/surgical-scrubbing/gowning-and-gloving/open-glove-technique>