 <p>B.S. Aquino Drive, Bacolod City, Negros Occidental, 6100</p> <p>DR. PABLO O. TORRE MEMORIAL HOSPITAL</p>	Document Code:	DPOTMH-I-38-P04
		I-31-S01
	Effective Date:	04-15-2022
	Document Type:	Standard Operating Procedure
	Page Number:	1 of 6
	Department/Section:	Endoscopy Unit
	Document Title:	<b>CLEANING OF SCOPE</b>

**PURPOSE:**

To provide guidelines for the safe cleaning and reprocessing of soiled endoscopes and associated equipment to reduce the risk of healthcare-associated infections as well as to provide a safe environment for patients and healthcare workers.

**SCOPE:**

Applies to all Endoscopy Unit staff of Dr. Pablo O. Torre Memorial Hospital

**PERSON RESPONSIBLE:**

Registered Nurse and Scrub Technician

**GENERAL GUIDELINES:**

The Dr. Pablo O. Torre Memorial Hospital is using different Endoscopic Scopes made by Fujifilm Company. All models being utilized are compatible with disinfecting and decontamination agents such as Cidezyme, Cidex OPPA and Dermistat which are presently available in the hospital. As of writing, the models that are being used are as follows:

A. Colonoscope

1. EC-760R V/L
2. EC-530WC3
3. EC-590WL
4. EC-760R
5. EC-530LP (Pedia)
6. EC-760ZP-V/L

B. Gastroscope


1. EG-530WR

C. Bronchoscope

1. EB-530T

D. Endoscope

1. EG-590WR

 <p>DR. PABLO O. TORRE MEMORIAL HOSPITAL</p>	Document Code:	DPOTMH-I-38-P04
		I-31-S01
	Effective Date:	04-15-2022
	Document Type:	Standard Operating Procedure
	Page Number:	2 of 6
	Department/Section:	Endoscopy Unit
	Document Title:	<b>CLEANING OF SCOPE</b>

B.S. Aquino Drive,  
Bacolod City,  
Negros Occidental,  
6100

## **PROCEDURE:**


### **A) PRE-CLEANING: Preparing the Endoscope for Cleaning**

1. Pre-cleaning is being performed at the point of use, before bioburden has an opportunity to dry (within 20 minutes) and before complete decontamination.
2. Appropriate personal protective equipment (PPE) per standard precautions must be worn to prevent staff exposure to blood and other potentially infectious materials (OPIM).
3. Pre-cleaning should get ride of obvious debris by wiping the exterior of the endoscope/ accessories using Cidezyme and Cidex- OPPA as approved by Fujifilm Company's manufacturer instruction.
  - 3.1 Wipe the entire endoscope using a gauze soaked with disinfectant (Cidex-OPPA) for at least 3-4 times. Discard and replace gauze after every stroke.
  - 3.2 Flush the endoscope with disinfectant (Cidex-OPPA) at least three (3) times or until clear.
  - 3.3 Flush the endoscope with sterile water at least three (3) times or until clear.
  - 3.4 Flush the endoscope with enzymatic solution (Cidezyme) at least three (3) times or until clear.
  - 3.5 Flush the endoscope with sterile water at least three (3) times or until clear.
4. Transport the scope to the reprocessing area covered. If the endoscope reprocessing area is not located in the immediate vicinity and transport is required, place the scope and accessories in a plastic bag/ container with a "**Biohazard**" label on it.
5. Hang to dry the endoscope in their designated hanger and lock to secure.
6. A **dirty scope should not be left in a clean area**. Scopes needing reprocessing should be placed in a designated area used for dirty scopes only.

### **B) LEAK TESTING**

1. Attach the leak testing apparatus to the Endoscope.
2. Lock to secure the leak testing apparatus.




 <p>DR. PABLO O. TORRE MEMORIAL HOSPITAL</p>	Document Code:	DPOTMH-I-38-P04
		I-31-S01
	Effective Date:	04-15-2022
	Document Type:	Standard Operating Procedure
	Page Number:	3 of 6
	Department/Section:	Endoscopy Unit
	Document Title:	<b>CLEANING OF SCOPE</b>

3. Squeeze the bulb until it reaches 20kPac.
4. Observe for movement from the gauge.
  - 4.1 If the gauge doesn't move from 20kPac then the scope passes the leak test.
  - 4.2 If the gauge moves below 20kPac, a repeat testing is needed. If the result is still the same, it needs to be referred to the hospital's Biomedical Engineer immediately or to the company technician of the present endoscope being used (Fuji Film Corporation).
5. Notify the Head Nurse about the leaking endoscope and document the downtime.

#### **C) POST ENDOSCOPIC PROCEDURE (CLEANING AND DISINFECTION OF ENDOSCOPE)**

1. Place the endoscope in a container, then transport the endoscope to the designated washing area for thorough cleaning process.
2. Clean the entire endoscope using antibacterial soap (e.g., Dermistat).
3. Wash the endoscope with running filtered water.
4. Remove the knobs and brush the interior using soft endoscopic brush under running filtered water.
5. Attach the cleaning adapters for flushing.
6. Soak the entire endoscope with disinfecting solution (Cidex-OPPA) for at least 5 minutes.
7. Flush the endoscope with disinfecting solution (Cidex-OPPA) at least three (3) times or until clear.
8. Rinse the inside of the scope with sterile water at least three (3) times or until clear.
9. Flush the endoscope with disinfecting solution (Cidezyme) at least 3-4 times or until clear.
10. Flush the endoscope with sterile water three (3) times or until clear.
11. After rinsing with water, the scope should be dried using air pressure not less than 20kPa.

 <p>DR. PABLO O. TORRE MEMORIAL HOSPITAL</p>	Document Code:	DPOTMH-I-38-P04
		I-31-S01
	Effective Date:	04-15-2022
	Document Type:	Standard Operating Procedure
	Page Number:	4 of 6
	Department/Section:	Endoscopy Unit
	Document Title:	<b>CLEANING OF SCOPE</b>

B.S. Aquino Drive,  
Bacolod City,  
Negros Occidental,  
6100

12. The endoscopic channels are dried by flushing with forced air and ethyl or isopropyl alcohol (70% to 90%).
13. Storage requires keeping the endoscopes in a safe and sterile environment, usually by hanging the endoscopes in a vertical position without touching the floor.

#### **REFERENCE:**

G, S. (2020). <https://medwinpublishers.com/NNOA/NNOA16000183.pdf>. *Nanomedicine & Nanotechnology Open Access*, 5(2). <https://doi.org/10.23880/nnoa-16000183>

Endoscope Cleaning: What Infection Preventionists Should Know. (2021). *Endoscope Cleaning: What Infection Preventionists Should Know*.


33\_Life Systems Inc - Decontamination Poster.pdf. (2012). *33\_Life Systems Inc - Decontamination Poster.Pdf*

ASGE Ensuring Safety in the Gastrointestinal Endoscopy Unit Task Force, Calderwood, A. H., Chapman, F. J., Cohen, J., Cohen, L. B., Collins, J., Day, L. W., & Early, D. S. (2014). Guidelines for safety in the gastrointestinal endoscopy unit. *Gastrointestinal endoscopy*, 79(3), 363–372. <https://doi.org/10.1016/j.gie.2013.12.015>

Lewis. (n.d.). Endoscopy. In *Endoscopy in Small Bowel Disorders* (pp. 29–37). Springer International Publishing. [https://doi.org/10.1007/978-3-319-14415-3\\_3](https://doi.org/10.1007/978-3-319-14415-3_3)

Cohen. (2007). *Comprehensive atlas of high resolution endoscopy and narrowband imaging / edited by Jonathan Cohen*. (1st ed.). Blackwell Pub.

Endoscopy. (2015). *The American Journal of Gastroenterology*, 110 Suppl 1(S1), S628–S684. <https://doi.org/10.1038/ajg.2015.272>


 <p>DR. PABLO O. TORRE MEMORIAL HOSPITAL</p> <p>B.S. Aquino Drive, Bacolod City, Negros Occidental, 6100</p>	Document Code:	DPOTMH-I-38-P04
		I-31-S01
	Effective Date:	04-15-2022
	Document Type:	Standard Operating Procedure
	Page Number:	5 of 6
	Department/Section:	Endoscopy Unit
	Document Title:	<b>CLEANING OF SCOPE</b>

American Society for Gastrointestinal Endoscopy. (n.d.). *Gastrointestinal endoscopy*.  
American Society for Gastrointestinal Endoscopy.










*Endoscope I. Description II. Rationale III. Policy A. Summary -The Seven Essential Steps for High- Level Disinfection of Flexible Endoscopes*. (n.d.). Retrieved from <https://spice.unc.edu/wp-content/uploads/2018/09/Endoscope-IC0019.pdf>


Perry, A., Potter, P., & Ostendorf, W. (2018). *Clinical Nursing Skills and Techniques*, (9<sup>th</sup> Edition).



 <p><b>DR. PABLO O. TORRE MEMORIAL HOSPITAL</b></p> <p>B.S. Aquino Drive, Bacolod City, Negros Occidental, 6100</p>	Document Code:	DPOTMH-I-38-P04
		I-31-S01
	Effective Date:	04-15-2022
	Document Type:	Standard Operating Procedure
	Page Number:	6 of 6
	Department/Section:	Endoscopy Unit
	Document Title:	<b>CLEANING OF SCOPE</b>

**APPROVAL:**

	Name/Title	Signature	Date
Prepared by:	<b>WELYN J. TIROL-BERMUDEZ, RN</b> Surgical Suites Staff Nurse		6-7-2022
	<b>AILEEN B. PALENCE, RN</b> Endoscopy Unit/ PACU Head Nurse		6-7-2022
Verified:	<b>MARIA AGNES A. SARIEGO, RN, MN, FPCHA</b> Surgical Complex Manager		6-7-2022
	<b>RICHARD S. MONTILIJAO, RN</b> OIC Policy Development		6/9/2022
	<b>SHALAINE SOCORO L. DURAN, RN</b> Nurse Manager for Operations		6/9/2022
	<b>HANNAH KHAY S. TREYES, RN, MN</b> Chief Nurse		6/23/2022
Reviewed by:	<b>DENNIS C. ESCALONA, MN, FPCHA, FPSQua</b> Quality Assurance Supervisor		6/22/2022
Recommending Approval:	<b>MARIA LIZA C. PERAREN, RN, MAN</b> Nursing Service Division Officer		6/30/2022
	<b>FREDERIC IVAN L. TING, MD</b> OIC- Total Quality Division		7/6/22
	<b>MA. ANTONIA S. GENSOLI, MD, FPPS, FPCHA</b> Vice President-Chief Medical Officer		
Approved:	<b>GENESIS GOLDI D. GOLINGAN</b> President and CEO		

 <p>DR. PABLO O. TORRE MEMORIAL HOSPITAL</p>	Document Code:	DPOTMH-I-38-P04
		I-31-WI01
	Effective Date:	04-15-2022
	Document Type:	Work Instruction
	Page Number:	1 of 4
	Department/Section:	Endoscopy Unit
	Document Title:	<b>CLEANING OF SCOPE</b>

B.S. Aquino Drive,  
Bacolod City,  
Negros Occidental,  
6100

KEY TASKS	PERSON RESPONSIBLE
<b>PRE-CLEANING: Preparing the Endoscope for Cleaning</b>	
1. Wears appropriate personal protective equipment (PPE) per standard precautions to prevent exposure to blood and other potentially infectious materials (OPIM).	Registered Nurse/ Scrub Technician
2. Wipes the exterior of the endoscope/ accessories using Cidezyme and Cidex- OPPA as approved by Fujifilm Company's manufacturer instruction.	
3. Flushes the endoscope with disinfectant (Cidex- OPPA) at least three (3) times or until clear.	
4. Flushes the endoscope with sterile water at least three (3) times or until clear.	
5. Flushes the endoscope with enzymatic solution (Cidezyme) at least three (3) times or until clear.	
6. Flushes the endoscope with sterile water at least three (3) times or until clear.	
7. Transports the scope to the reprocessing area covered.	
8. Places the scope and accessories in a plastic bag/ container with a " <b>Biohazard</b> " label on it if the endoscope reprocessing area is not located in the immediate vicinity and transport is required.	
9. Hangs to dry the endoscope in their designated hanger and locks to secure.	





DR. PABLO O. TORRE  
MEMORIAL HOSPITAL

B.S. Aquino Drive,  
Bacolod City,  
Negros Occidental,  
6100

Document Code:

DPOTMH-I-38-P04

I-31-WI01

Effective Date:

04-15-2022

Document Type:

Work Instruction

Page Number:

2 of 4

Department/Section:

Endoscopy Unit

Document Title:

**CLEANING OF SCOPE**

### LEAK TESTING

1. Attaches the leak testing apparatus to the Endoscope.
2. Locks to secure the leak testing apparatus.
3. Squeezes the bulb until it reaches 20kPac.
4. Observes for movement from the gauge.
5. Notifies the Head Nurse about the leaking endoscope and document the downtime.


Registered Nurse/  
Scrub Technician

### POST ENDOSCOPIC PROCEDURE (CLEANING AND DISINFECTION OF ENDOSCOPE)


1. Places the endoscope in a container, then transports to the designated washing area for thorough cleaning process.
2. Cleans the entire endoscope using antibacterial soap (e.g., Dermistat).
3. Washes the endoscope with running filtered water.
4. Removes the knobs and brush the interior using soft endoscopic brush under running filtered water.
5. Attaches the cleaning adapters for flushing.
6. Soaks the entire endoscope with disinfecting solution (Cidex-OPPA) for at least 5 minutes.
7. Flushes the endoscope with disinfecting solution (Cidex-OPPA) at least three (3) times or until clear.
8. Rinses the inside of the scope with sterile water at

Registered Nurse/  
Scrub Technician












 <p>DR. PABLO O. TORRE MEMORIAL HOSPITAL</p> <p>B.S. Aquino Drive, Bacolod City, Negros Occidental, 6100</p>	Document Code:	DPOTMH-I-38-P04
		I-31-WI01
	Effective Date:	04-15-2022
	Document Type:	Work Instruction
	Page Number:	3 of 4
	Department/Section:	Endoscopy Unit
	Document Title:	<b>CLEANING OF SCOPE</b>


least three (3) times or until clear.	
9. Flushes the endoscope with disinfecting solution (Cidezyme) at least 3-4 times or until clear.	Registered Nurse/ Scrub Technician
10. Flushes the endoscope with sterile water three (3) times or until clear.	
11. Dries the scope after rinsing using air pressure not less than 20kPa.	
12. Stores the endoscope in a safe and sterile environment, usually by hanging the endoscopes in a vertical position without touching the floor.	

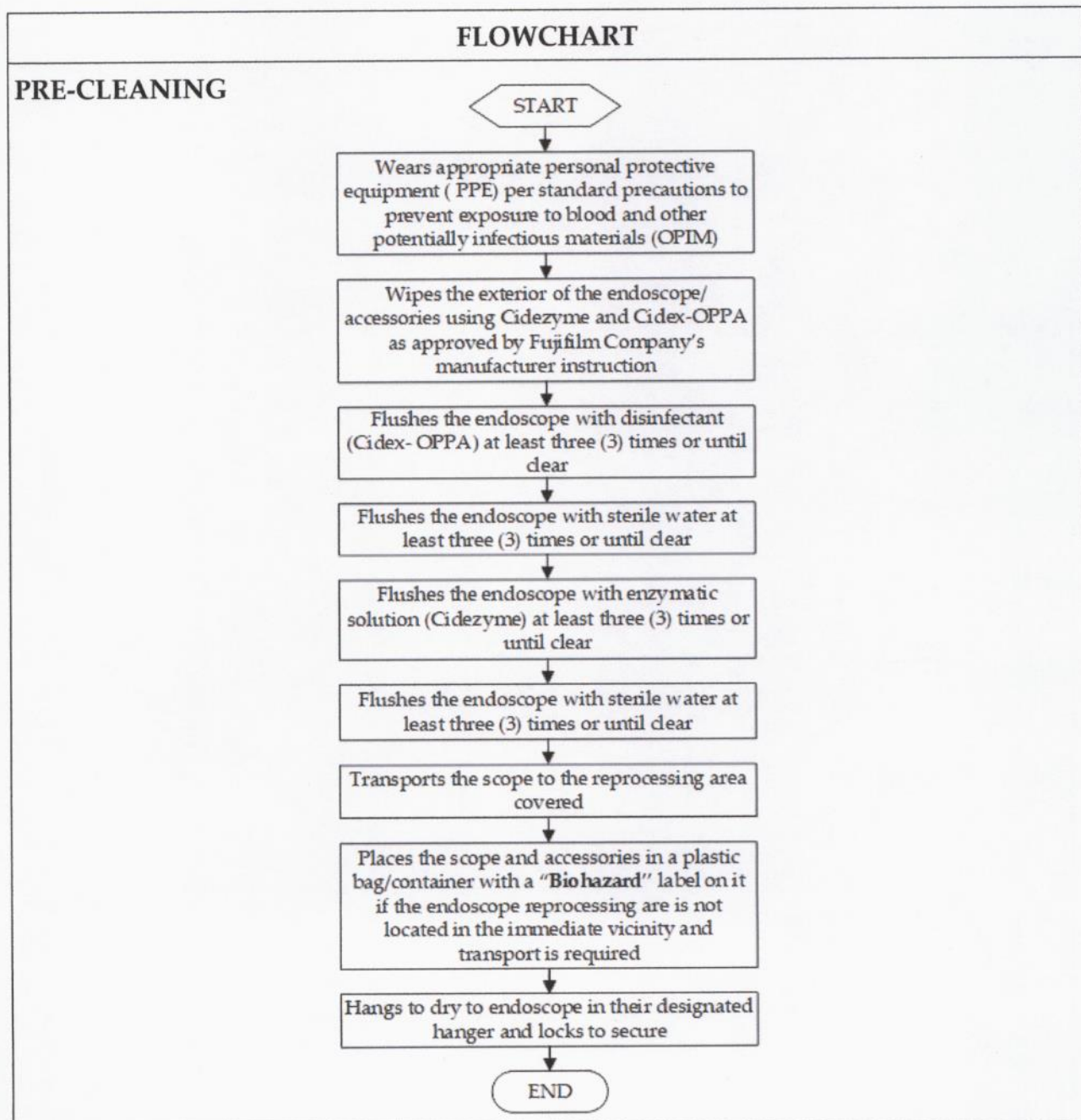
 <p><b>DR. PABLO O. TORRE MEMORIAL HOSPITAL</b></p> <p>B.S. Aquino Drive, Bacolod City, Negros Occidental, 6100</p>	Document Code:	DPOTMH-I-38-P04 I-31-WI01
	Effective Date:	04-15-2022
	Document Type:	Work Instruction
	Page Number:	4 of 4
	Department/Section:	Endoscopy Unit
	Document Title:	<b>CLEANING OF SCOPE</b>

**APPROVAL:**

	Name/Title	Signature	Date
Prepared by:	<b>WELYN J. TIROL-BERMUDEZ, RN</b> Surgical Suites Staff Nurse		6-7-2022
	<b>AILEEN B. PALENCE, RN</b> Endoscopy Unit/ PACU Head Nurse		6-7-2022
Verified:	<b>MARIA AGNES A. SARIEGO, RN, MN, FPCHA</b> Surgical Complex Manager		6-7-2022
	<b>RICHARD S. MONTILIJAO, RN</b> OIC Policy Development		6/9/2022
	<b>SHALAIN SOCORO L. DURAN, RN</b> Nurse Manager for Operations		6/9/2022
	<b>HANNAH KHAY S. TREYES, RN, MN</b> Chief Nurse		6/23/22
Reviewed by:	<b>DENNIS C. ESCALONA, MN, FPCHA, FPSQua</b> Quality Assurance Supervisor		6/28/2022
Recommending Approval:	<b>MARIA LIZA C. PERAREN, RN, MAN</b> Nursing Service Division Officer		06/30/2022
	<b>FREDERIC IVAN L. TING, MD</b> OIC- Total Quality Division		7/8/22
	<b>MA. ANTONIA S. GENSOLI, MD, FPPS, FPCHA</b> Vice President-Chief Medical Officer		
Approved:	<b>GENESIS GOLDI D. GOLINGAN</b> President and CEO		



 <p>B.S. Aquino Drive, Bacolod City, Negros Occidental, 6100</p> <p>DR. PABLO O. TORRE MEMORIAL HOSPITAL</p>	Document Code:	DPOTMH-I-38-P04
		I-31-FC01
	Effective Date:	04-15-2022
	Document Type:	Flowchart
	Page Number:	1 of 5
	Department/Section:	Endoscopy Unit
	Document Title:	<b>CLEANING OF SCOPE</b>



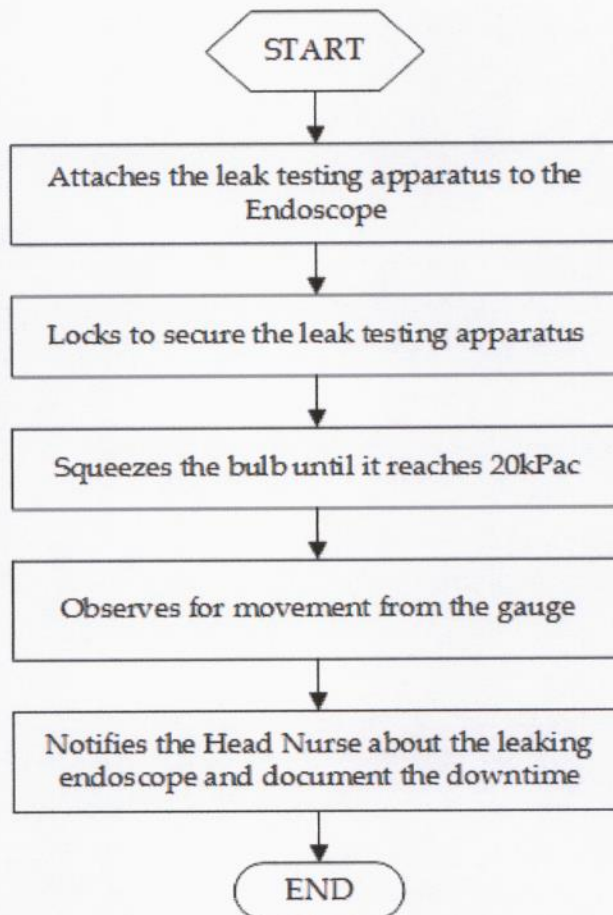


DR. PABLO O. TORRE  
MEMORIAL HOSPITAL


B.S. Aquino Drive,  
Bacolod City,  
Negros Occidental,  
6100

Document Code:	DPOTMH-I-38-P04
	I-31-FC01
Effective Date:	04-15-2022
Document Type:	Flowchart
Page Number:	2 of 5
Department/Section:	Endoscopy Unit
Document Title:	<b>CLEANING OF SCOPE</b>

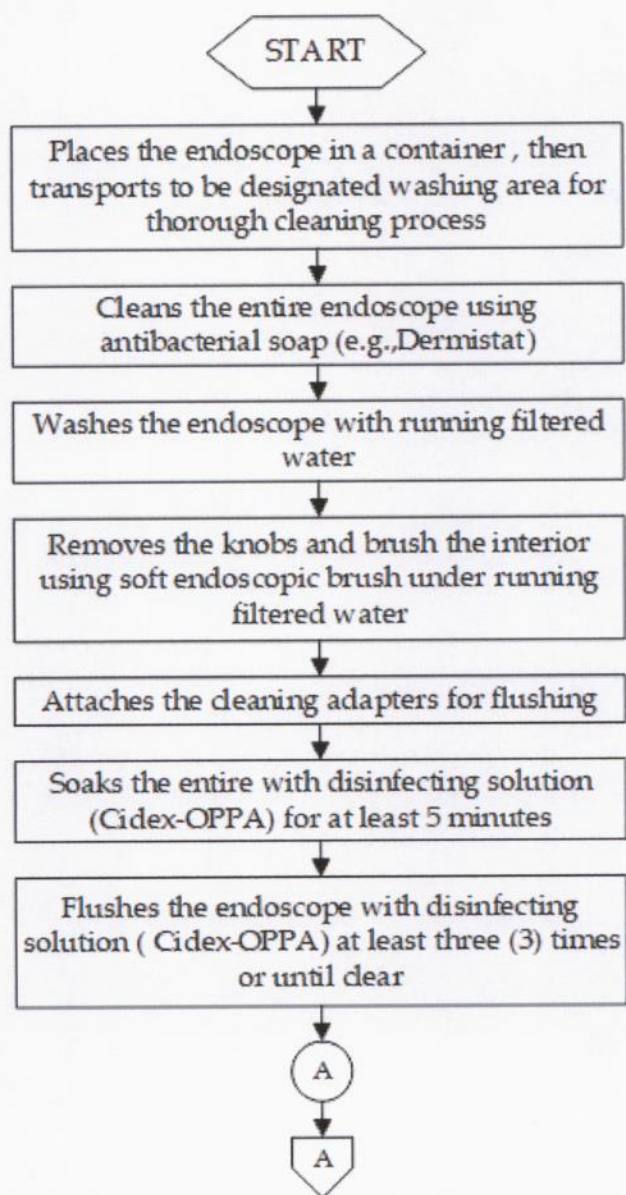
## LEAK TESTING




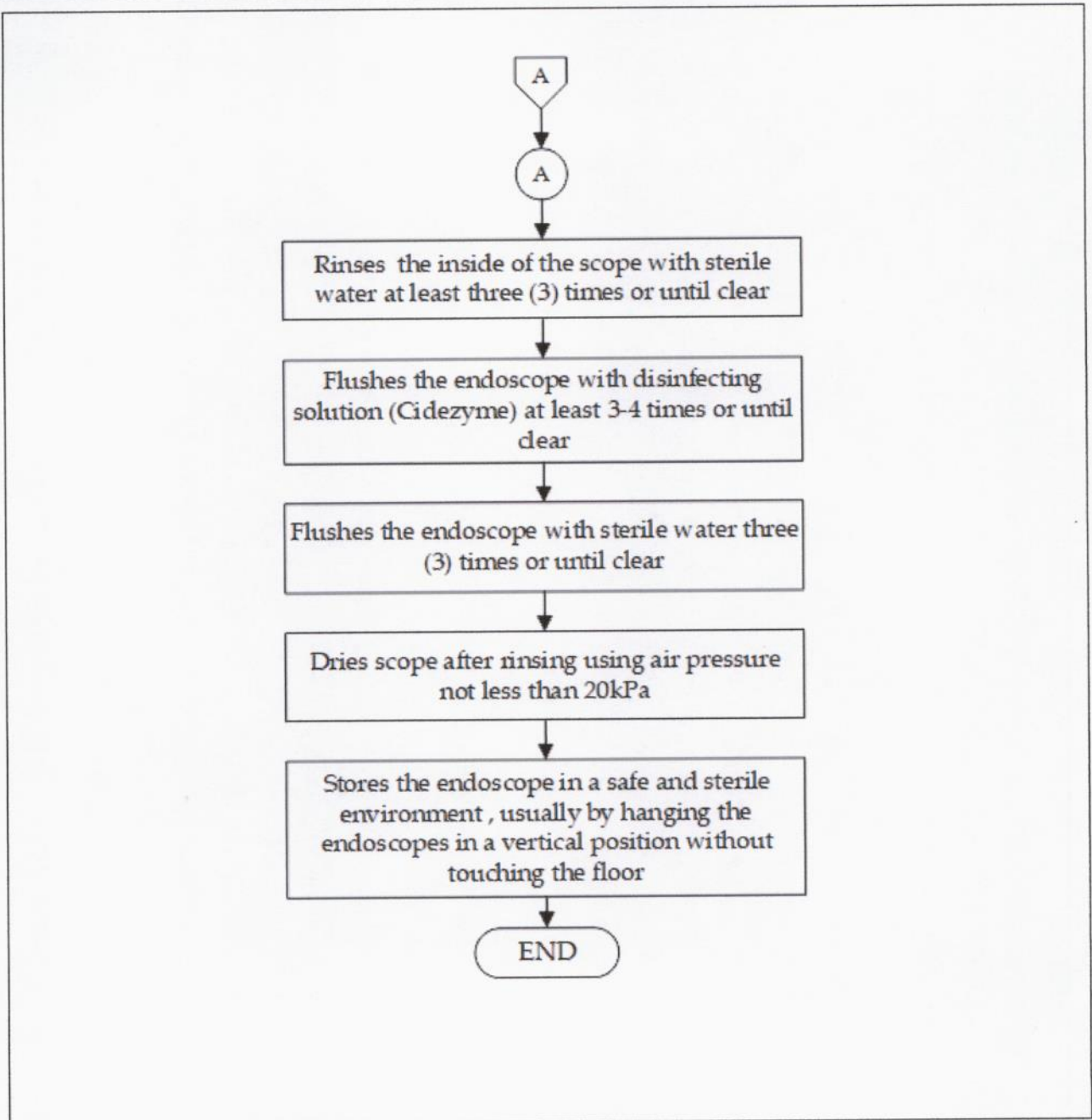


 <p>B.S. Aquino Drive, Bacolod City, Negros Occidental, 6100</p> <p>DR. PABLO O. TORRE MEMORIAL HOSPITAL</p>	Document Code:	DPOTMH-I-38-P04
		I-31-FC01
	Effective Date:	04-15-2022
	Document Type:	Flowchart
	Page Number:	3 of 5
	Department/Section:	Endoscopy Unit
	Document Title:	<b>CLEANING OF SCOPE</b>


## POST ENDOSCOPIC PROCEDURE












 <p>B.S. Aquino Drive, Bacolod City, Negros Occidental, 6100</p> <p>DR. PABLO O. TORRE MEMORIAL HOSPITAL</p>	Document Code:	DPOTMH-I-38-P04
		I-31-FC01
	Effective Date:	04-15-2022
	Document Type:	Flowchart
	Page Number:	4 of 5
	Department/Section:	Endoscopy Unit
	Document Title:	<b>CLEANING OF SCOPE</b>





 <p><b>DR. PABLO O. TORRE MEMORIAL HOSPITAL</b></p> <p>B.S. Aquino Drive, Bacolod City, Negros Occidental, 6100</p>	Document Code:	DPOTMH-I-38-P04
		I-31-FC01
	Effective Date:	04-15-2022
	Document Type:	Flowchart
	Page Number:	5 of 5
	Department/Section:	Endoscopy Unit
	Document Title:	<b>CLEANING OF SCOPE</b>

**APPROVAL:**

	Name/Title	Signature	Date
Prepared by:	<b>WELYN J. TIROL-BERMUDEZ, RN</b> Surgical Suites Staff Nurse		6-7-2022
	<b>AILEEN B. PALENCE, RN</b> Endoscopy Unit/ PACU Head Nurse		6-7-2022
Verified:	<b>MARIA AGNES A. SARIEGO, RN, MN, FPCHA</b> Surgical Complex Manager		6-7-2022
	<b>RICHARD S. MONTILIJAO, RN</b> OIC Policy Development		6-9-2022
	<b>SHALAINE SOCORO L. DURAN, RN</b> Nurse Manager for Operations		6/9/2022
	<b>HANNAH KHAY S. TREYES, RN, MN</b> Chief Nurse		6/23/2022
Reviewed by:	<b>DENNIS C. ESCALONA, MN, FPCHA, FPSQua</b> Quality Assurance Supervisor		06/28/2022
Recommending Approval:	<b>MARIA LIZA C. PERAREN, RN, MAN</b> Nursing Service Division Officer		06/28/2022
	<b>FREDERIC IVAN L. TING, MD</b> OIC- Total Quality Division		7/8/22
	<b>MA. ANTONIA S. GENSOLI, MD, FPPS, FPCHA</b> Vice President-Chief Medical Officer		
Approved:	<b>GENESIS GOLDI D. GOLINGAN</b> President and CEO		