 <p>B.S. Aquino Drive, Bacolod City, Negros Occidental, 6100</p> <p>DR. PABLO O. TORRE MEMORIAL HOSPITAL</p>	Document Code:	DPOTMH-E-55-P01-S06
	Effective Date:	06-30-2022
	Document Type:	Standard Operating Procedure
	Page Number:	1 of 3
	Department/Section:	Clinical Chemistry
	Document Title:	<b>ANTINUCLEAR ANTIBODY QUANTITATIVE ASSAY</b>

### **PURPOSE:**

To describe in detail how to prepare and process the ANA Quantitative Assay test correctly and always in the same manner. ANTINUCLEAR ANTIBODY QUANTITATIVE is a quantitative screening for the presence of antinuclear antibodies in the blood.

### **SCOPE:**


Applies to all Clinical Chemistry Section Staff of Laboratory Department of Dr. Pablo O. Torre Memorial Hospital (DPOTMH)

### **PERSON RESPONSIBLE:**

Doctors, Nurses, Medical Technologists, Pathologists, Patients, Clerk and Receptionist.

### **GENERAL GUIDELINES:**

1. The Medical Technologist shall bring all reagents and test samples to room temperature before use. Exercise care to avoid cross contamination of reagents and samples.
2. Plasma shall not be used instead of serum since fibrinogen may cause nonspecific agglutination of the latex.
3. The procedure shall be done on the BEST 2000 Autoimmunity Analyzer following its procedures and protocols.
4. The Medical Technologist shall use only thoroughly cleaned equipment.
5. The Medical Technologist shall not test lipemic, icteric, and hemolyzed specimens.
6. Serum samples shall be stored at 2-8C for up to 48 hours prior to testing period. If longer storage is necessary, sera shall be frozen at -20C.

 <p>B.S. Aquino Drive, Bacolod City, Negros Occidental, 6100</p> <p>DR. PABLO O. TORRE MEMORIAL HOSPITAL</p>	Document Code:	DPOTMH-E-55-P01-S06
	Effective Date:	06-30-2022
	Document Type:	Standard Operating Procedure
	Page Number:	2 of 3
	Department/Section:	Clinical Chemistry
	Document Title:	<b>ANTINUCLEAR ANTIBODY QUANTITATIVE ASSAY</b>

### **PROCEDURE:**

1. Turn on the machine first before opening the software by inserting the key on the right side to lock and hold the cover and switching on the button on the lower right portion of the instrument.
2. Double click the REVELATIONS DSX software on the desktop. The dialog box will appear after. Please select the first option which is: CONNECT TO DSX (ON PORT 1) and click DO IT.
3. You will be directed to the default page of the software, please check if each initialization result indicates "ALL TEST PASSED".
4. Click NEW button on the toolbars and select WORKLIST. Then select "ADD ASSAYS" using a new batch of samples.
5. Enter the names of the sample and select the specific tests to be performed by clicking "NEW PLATE". Choose assays from the list and click open. The scheduled assay will now appear on the upper portion which means that it is already scheduled. Then choose which test will be performed for each sample. Click "OK". Click The green forward button then the fast forward button. Fill in the LOT NAME, LOT NUMBER AND EXPIRY DATE and click Check button.
6. Load the plate, showing the assay and number of strips required. Fill the plate identifier with the format: ASSAY, MONTH, DATE, YEAR. Click the check button. Next, load calibrators and controls as indicated by their position. Press enter or click check as fluids are being loaded. Load reagents, wash buffers and consumables in their respected indicated positions. Make sure that solid and liquid waste are empty and click ok.

### **REFERENCE:**

1. Innova ANA Screen Package Insert



DR. PABLO O. TORRE  
MEMORIAL HOSPITAL


B.S. Aquino Drive,  
Bacolod City,  
Negros Occidental,  
6100

Document Code:	DPOTMH-E-55-P01-S06
Effective Date:	06-30-2022
Document Type:	Standard Operating Procedure
Page Number:	3 of 3
Department/Section:	Clinical Chemistry
Document Title:	<b>ANTINUCLEAR ANTIBODY QUANTITATIVE ASSAY</b>

**APPROVAL:**


	Name/Title	Signature	Date
Prepared by:	<b>ALEXIS F. CORDIA JR., RMT</b> Section Head, Clinical Chemistry	<i>Alexis F. Cordia Jr.</i>	07/11/2022
Verified:	<b>MONICA B. VILLANUEVA, RMT, PhD</b> Laboratory Manager	<i>M. Villanueva</i>	07-13-2022
	<b>MELANIE ROSE B. ZERRUDO, MD, FPSP</b> Chair, Department of Pathology	<i>B.</i>	07-13-2022
Reviewed:	<b>DENNIS C. ESCALONA, MN, FPSQua</b> Quality Assurance Supervisor	<i>D. Escalona</i>	07-13-2022
Recommending Approval:	<b>ROSARIO D. ABARING, MAN, PhD</b> Ancillary Division Officer	<i>R. Abaring</i>	07.13.2022
	<b>FREDERIC IVAN L. TING, MD</b> OIC - Total Quality Division	<i>F. Ting</i>	7/13/22
Approved:	<b>GENESIS GOLDI D. GOLINGAN</b> President and CEO	<i>G. Golingan</i>	9/7/22



 <p>DR. PABLO O. TORRE MEMORIAL HOSPITAL</p>	Document Code:	DPOTMH-E-55-P01-WI06
	Effective Date:	06-30-2022
	Document Type:	Work Instruction
	Page Number:	1 of 3
	Department/Section:	Clinical Chemistry
	Document Title:	<b>ANTINUCLEAR ANTIBODY QUANTITATIVE ASSAY</b>


B.S. Aquino Drive,  
Bacolod City,  
Negros Occidental,  
6100

KEY TASKS	PERSON RESPONSIBLE
1. Turns on the machine first before opening the software by inserting the key on the right side to lock and holds the cover and switching on the button on the lower right portion of the instrument.	Medical Technologist
2. Double clicks the REVELATIONS DSX software on the desktop, selects CONNECT TO DSX (ON PORT 1) and clicks DO IT.	
3. Checks if each initialization result indicates "ALL TEST PASSED" after being directed to the default page of the software.	
4. Clicks NEW button on the toolbars and select WORKLIST. Selects "ADD ASSAYS" using a new batch of samples.	
5. Enters the names of the sample and selects the specific tests to be performed by clicking "NEW PLATE". Chooses assays from the list and click open.	
6. Fills in the LOT NAME, LOT NUMBER AND EXPIRY DATE and click Check button.	
7. Loads the plate, showing the assay and number of strips required. Fills the plate identifier with the	

 <p>DR. PABLO O. TORRE MEMORIAL HOSPITAL</p> <p>B.S. Aquino Drive, Bacolod City, Negros Occidental, 6100</p>	Document Code:	DPOTMH-E-55-P01-WI06
	Effective Date:	06-30-2022
	Document Type:	Work Instruction
	Page Number:	2 of 3
	Department/Section:	Clinical Chemistry
	Document Title:	<b>ANTINUCLEAR ANTIBODY QUANTITATIVE ASSAY</b>

format: LOT NAME, LOT NUMBER AND EXPIRY DATE and clicks Check button.	
8. Loads reagents, wash buffers and consumables in their respective indicated positions.	
9. Makes sure that solid and liquid waste are empty and click ok.	



 <p><b>DR. PABLO O. TORRE MEMORIAL HOSPITAL</b></p> <p>B.S. Aquino Drive, Bacolod City, Negros Occidental, 6100</p>	Document Code:	DPOTMH-E-55-P01-WI06
	Effective Date:	06-30-2022
	Document Type:	Work Instruction
	Page Number:	3 of 3
	Department/Section:	Clinical Chemistry
	Document Title:	<b>ANTINUCLEAR ANTIBODY QUANTITATIVE ASSAY</b>

**APPROVAL:**

	Name/Title	Signature	Date
Prepared by:	<b>ALEXIS F. CORDIA JR., RMT</b> Section Head, Clinical Chemistry	<i>Alexis</i>	07/01/22
Verified:	<b>MONICA B. VILLANUEVA, RMT, PhD</b> Laboratory Manager	<i>M. Villanueva</i>	07-13-2022
	<b>MELANIE ROSE B. ZERRUDO, MD, FPSP</b> Chair, Department of Pathology	<i>MR.</i>	07-13-2022
Reviewed:	<b>DENNIS C. ESCALONA, MN, FPSQua</b> Quality Assurance Supervisor	<i>D. Escalona</i>	07-13-2022
Recommending Approval:	<b>ROSARIO D. ABARING, MAN, PhD</b> Ancillary Division Officer	<i>R. Abaring</i>	07.13.2022
	<b>FREDERIC IVAN L. TING, MD</b> OIC - Total Quality Division	<i>F. Ting</i>	7/19/22
Approved:	<b>GENESIS GOLDI D. GOLINGAN</b> President and CEO	<i>G. Golingan</i>	7/2/22

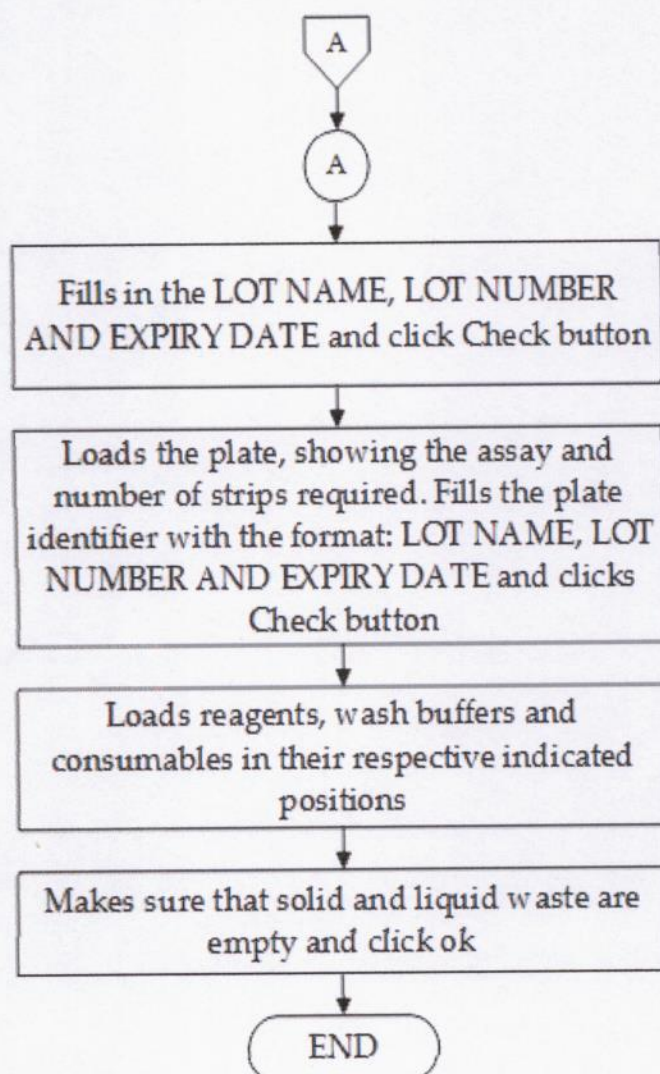


DR. PABLO O. TORRE  
MEMORIAL HOSPITAL

B.S. Aquino Drive,  
Bacolod City,  
Negros Occidental,  
6100

Document Code:	DPOTMH-E-55-P01-FC06
Effective Date:	06-30-2022
Document Type:	Flowchart
Page Number:	2 of 3
Department/Section:	Clinical Chemistry
Document Title:	<b>ANTINUCLEAR ANTIBODY QUANTITATIVE ASSAY</b>

### FLOWCHART





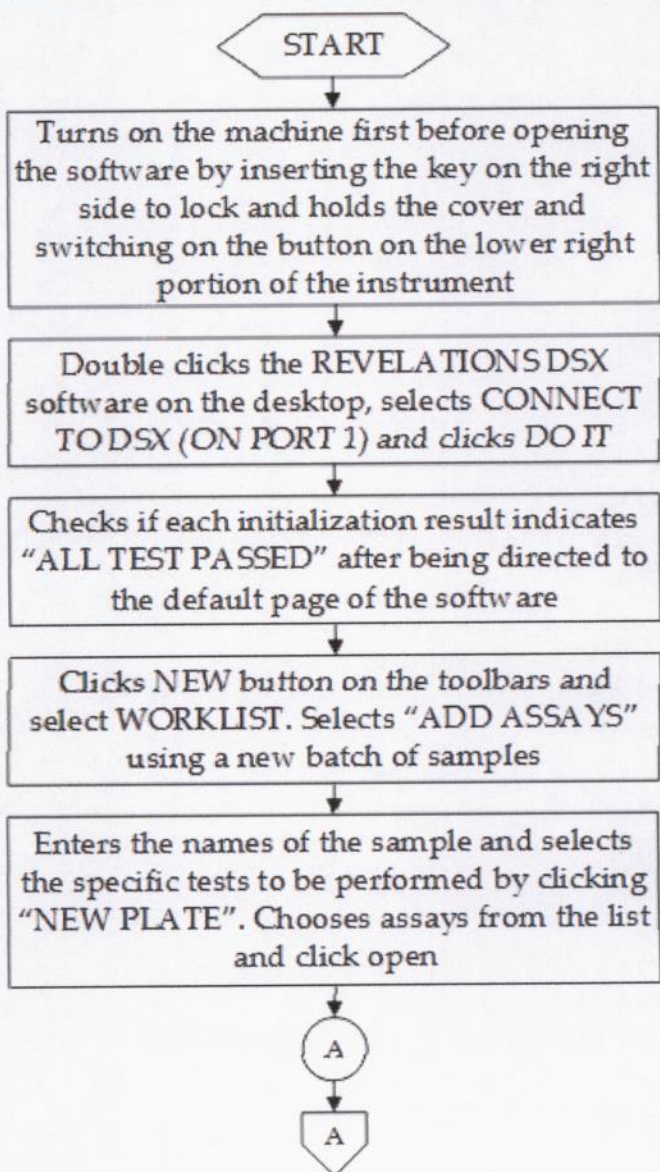


DR. PABLO O. TORRE  
MEMORIAL HOSPITAL


B.S. Aquino Drive,  
Bacolod City,  
Negros Occidental,  
6100

Document Code:	DPOTMH-E-55-P01-FC06
Effective Date:	06-30-2022
Document Type:	Flowchart
Page Number:	1 of 3
Department/Section:	Clinical Chemistry
Document Title:	ANTINUCLEAR ANTIBODY QUANTITATIVE ASSAY

## FLOWCHART





 <p><b>DR. PABLO O. TORRE MEMORIAL HOSPITAL</b></p> <p>B.S. Aquino Drive, Bacolod City, Negros Occidental, 6100</p>	Document Code:	DPOTMH-E-55-P01-FC06
	Effective Date:	06-30-2022
	Document Type:	Flowchart
	Page Number:	3 of 3
	Department/Section:	Clinical Chemistry
	Document Title:	<b>ANTINUCLEAR ANTIBODY QUANTITATIVE ASSAY</b>

**APPROVAL:**

	Name/Title	Signature	Date
Prepared by:	<b>ALEXIS F. CORDIA JR., RMT</b> Section Head, Clinical Chemistry	<i>Alexis F. Cordia Jr.</i>	07/01/2022
Verified:	<b>MONICA B. VILLANUEVA, RMT, PhD</b> Laboratory Manager	<i>M. Villanueva</i>	07-13-2022
	<b>MELANIE ROSE B. ZERRUDO, MD, FPSP</b> Chair, Department of Pathology	<i>MRB</i>	07-13-2022
Reviewed:	<b>DENNIS C. ESCALONA, MN, FPSQua</b> Quality Assurance Supervisor	<i>D. Escalona</i>	07-13-2022
Recommending Approval:	<b>ROSARIO D. ABARING, MAN, PhD</b> Ancillary Division Officer	<i>R. Abaring</i>	07-13-2022
	<b>FREDERIC IVAN L. TING, MD</b> OIC - Total Quality Division	<i>F. Ting</i>	7/19/22
Approved:	<b>GENESIS GOLDI D. GOLINGAN</b> President and CEO	<i>G. Golingan</i>	9/7/22