 <p>B.S. Aquino Drive, Bacolod City, Negros Occidental, 6100</p> <p>DR. PABLO O. TORRE MEMORIAL HOSPITAL</p>	Document Code:	DPOTMH-I-29-P01-S09
	Effective Date:	10-30-2021
	Document Type:	Standard Operating Procedure
	Page Number:	1 of 4
	Department/Section:	Neonatal Intensive Care Unit
	Document Title:	<b>ASSISTING IN UMBILICAL CATHETERIZATION</b>

**PURPOSE:**


To institute procedures of assisting in umbilical catheterization for patients in the Neonatal Intensive Care Unit.

**SCOPE:**

Applies to Neonatal Intensive Care Unit Staff of Dr. Pablo O. Torre Memorial Hospital


**RESPONSIBLE PERSON:**

Physicians, Staff Nurses

 <p>B.S. Aquino Drive, Bacolod City, Negros Occidental, 6100</p> <p>DR. PABLO O. TORRE MEMORIAL HOSPITAL</p>	Document Code:	DPOTMH-I-29-P01-S09
	Effective Date:	10-30-2021
	Document Type:	Standard Operating Procedure
	Page Number:	2 of 4
	Department/Section:	Neonatal Intensive Care Unit
	Document Title:	<b>ASSISTING IN UMBILICAL CATHETERIZATION</b>

### **PROCEDURE:**


1. The Doctor explains the procedure to the family or significant others.
2. The Doctor secures the signed consent.
3. The Doctor/ Nurse performs hand hygiene.
4. The Nurse gathers all the equipment needed for the procedure.
5. The Nurse confirms the patient's identity using 2 patient identifiers.
6. The Nurse positions the infant correctly and comfortably under radiant warmer, restraining the limbs with clean linens for immobilization.
7. The Nurse prepares the umbilical catheterization set/tray and other supplies needed observing proper aseptic technique.
8. The Doctor/ Staff Nurse disinfects the umbilical cord and the surrounding area with sterile swab sticks or sterile cotton balls dipped in 10% Povidone Iodine.
9. The Doctor drapes the umbilical site with a sterile towel with a hole.
10. The Nurse assists the doctor in handling supplies (instruments, suture, 10cc syringe, umbilical catheter, blade, sterile gauze).
11. The Doctor ties the area around the Wharton's jelly loosely before cutting the cord to prevent excessive bleeding.
12. The Doctor cuts the umbilical cord using sterile iris scissors or surgical blade to about 1-2cm from the skin and locates the umbilical vein using mosquito curve or straight forceps.
13. The Doctor grasps the cord stump and holds it upright.
14. The Doctor does a purse-string suturing method around the cord using silkam 2-0 HR26.
15. The Doctor identifies the umbilical vein for insertion of the umbilical catheter and gently dilates the umbilical vein using closed tip forceps.
16. The Doctor inserts umbilical catheter fr. 5 or fr. 3.5 and gradually inserted into the lumen directing it towards the pelvis while gentle traction is exerted on the cord.
17. The doctor inserts the umbilical catheter to a depth of 3-5 cm until the free flow of blood is established.
18. The Doctor flushes the catheter using isotonic saline solution.

 <p>B.S. Aquino Drive, Bacolod City, Negros Occidental, 6100</p> <p>DR. PABLO O. TORRE MEMORIAL HOSPITAL</p>	Document Code:	DPOTMH-I-29-P01-S09
	Effective Date:	10-30-2021
	Document Type:	Standard Operating Procedure
	Page Number:	3 of 4
	Department/Section:	Neonatal Intensive Care Unit
	Document Title:	<b>ASSISTING IN UMBILICAL CATHETERIZATION</b>

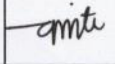








19. The Doctor ties the suture then ties the catheter securely with the ends of the suture.
20. The Doctor cleans the surrounding site with normal saline for irrigation and disinfects with 10% Povidone Iodine.
21. The Doctor covers the umbilical site with sterile gauze and anchors the dressing with surgical tape.

#### **REFERENCE:**

*Insertion of umbilical vessel catheters.* (2018, December 5). University of Iowa Stead Family Children's Hospital. <https://uichildrens.org/health-library/insertion-umbilical-vessel-catheters>

 <p><b>DR. PABLO O. TORRE MEMORIAL HOSPITAL</b></p> <p>B.S. Aquino Drive, Bacolod City, Negros Occidental, 6100</p>	Document Code:	DPOTMH-I-29-P01-S09
	Effective Date:	10-30-2021
	Document Type:	Standard Operating Procedure
	Page Number:	4 of 4
	Department/Section:	Neonatal Intensive Care Unit
	Document Title:	<b>ASSISTING IN UMBILICAL CATHETERIZATION</b>

**APPROVAL:**

	Name/Title	Signature	Date
Prepared by:	<b>CANDY LYN G. QUIPTE, RN</b> NICU Staff Nurse		11/12/2021
	<b>JENIFFER D. SISON, RN</b> NICU Head Nurse		11/12/2021
Verified:	<b>HANNAH KHAY S. TREYES, RN, MN</b> Chief Nurse		12/07/21
	<b>IAN NOEL P. JARABAS, MD, FPPS</b> Chairman, Department of Pediatrics		12/14/21
Reviewed:	<b>DENNIS C. ESCALONA, MN, FPCHA, FPSQua</b> Quality Assurance Supervisor		12/07/2021
Recommending Approval:	<b>MARIA LIZA C. PERAREN, RN, MAN</b> Nursing Service Division Officer		11/19/2021
	<b>HENRY F. ALAVAREN, MD, FPSMID, FPSQua</b> Total Quality Division Officer		12/14/2021
	<b>MA. ANTONIA S. GENSOLI, MD, FPPS, FPCHA</b> Vice President – Chief Medical Officer		12.15.2021
Approved:	<b>GENESIS GOLDI D. GOLINGAN</b> President and CEO		01/06/22