
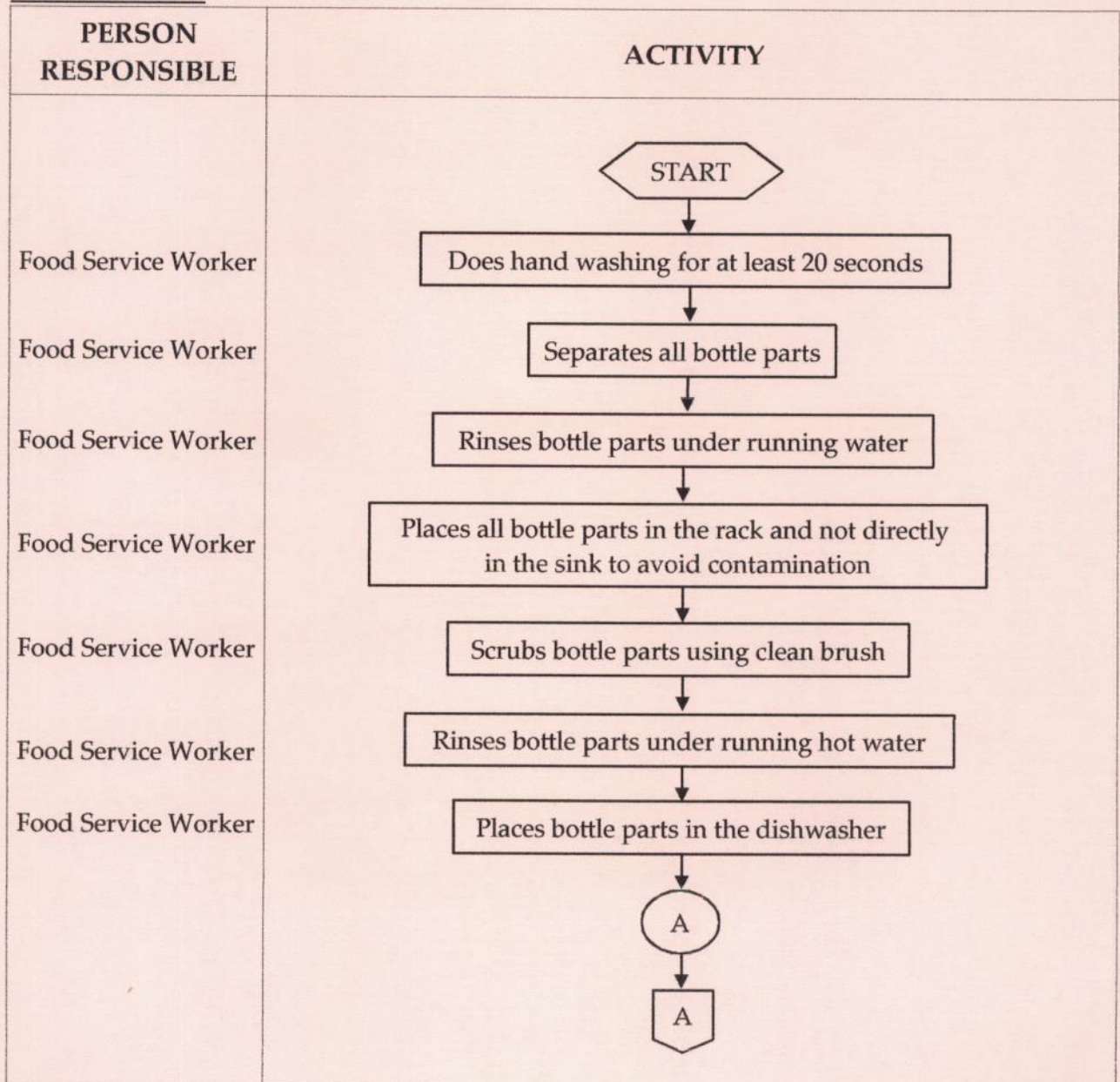
 <p>B.S. Aquino Drive, Bacolod City, Negros Occidental, 6100</p> <p>DR. PABLO O. TORRE MEMORIAL HOSPITAL</p>	Document Code:	DPOTMH-CSSD-DIET-P003
	Revision Number:	0
	Effective Date:	07-30-2020
	Document Type:	Policy
	Page Number:	3
	Department/Section:	Dietary
	Document Title:	WASHING OF TUBE FEEDING BOTTLES

PROCEDURE:

1. Wash hands well with soap and water for at least 20 seconds.
2. Separate all bottle parts.
3. Rinse bottle parts and any other feeding items by holding them under running water.
4. Wash the tube feeding bottle parts.
 - 4.1 Place all items in the rack located in the designated sink. Do not wash directly in the sink because it may contain germs that could contaminate these items.
 - 4.2 Scrub items using a clean brush that is used to only clean the feeding items
5. Rinse by holding items under running hot water.
6. Place bottle parts in the dishwasher. Run the dishwasher using hot water and a heated drying cycle.
7. Wash hands with soap and water before removing and storing cleaned items.
 - 7.1 If items are not completely dry, place them on rack to air dry before storing. Do not use a dish towel to rub or pat items dry because doing so may transfer germs to the items.
8. Place the tube feeding bottles in a clean place away from dust, dirt and insects.
9. Stored tube feeding bottles are now ready for use.
10. Repeat the same steps to process used feeding bottles returned from the station.

 <p>B.S. Aquino Drive, Bacolod City, Negros Occidental, 6100</p> <p>DR. PABLO O. TORRE MEMORIAL HOSPITAL</p>	Document Code:	DPOTMH-CSSD-DIET-P003
	Revision Number:	0
	Effective Date:	07-30-2020
	Document Type:	Policy
	Page Number:	4
	Department/Section:	Dietary
	Document Title:	WASHING OF TUBE FEEDING BOTTLES

FLOWCHART:





DR. PABLO O. TORRE
MEMORIAL HOSPITAL

B.S. Aquino Drive,
Bacolod City,
Negros Occidental,
6100

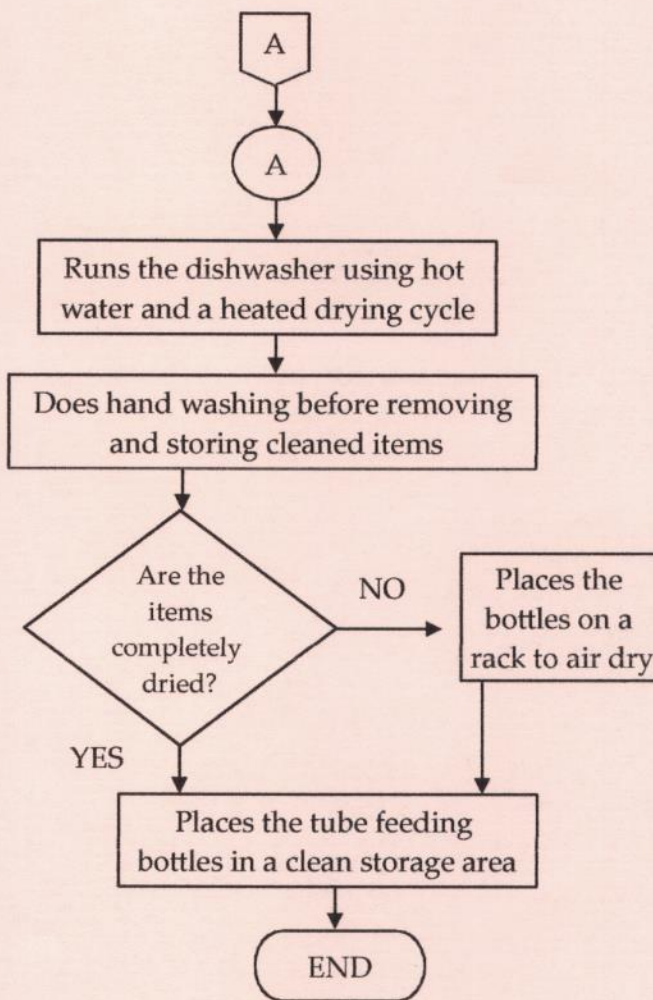
Document Code:	DPOTMH-CSSD-DIET-P003
Revision Number:	0
Effective Date:	07-30-2020
Document Type:	Policy
Page Number:	5
Department/Section:	Dietary
Document Title:	WASHING OF TUBE FEEDING BOTTLES


Food Service Worker

Food Service Worker

Food Service Worker

Food Service Worker



 <p>B.S. Aquino Drive, Bacolod City, Negros Occidental, 6100</p> <p>DR. PABLO O. TORRE MEMORIAL HOSPITAL</p>	Document Code:	DPOTMH-CSSD-DIET-P003
	Revision Number:	0
	Effective Date:	07-30-2020
	Document Type:	Policy
	Page Number:	6
	Department/Section:	Dietary
	Document Title:	WASHING OF TUBE FEEDING BOTTLES

WORK INSTRUCTION:

Food Service Worker

1. Washes the tube feeding bottles with soap and water.
2. Places the tube feeding bottles in the dishwasher.
3. Covers the tube feeding bottles and stores them for next day's use.

DOCUMENTATION:

1. Dishwashing Log book or checklist

DISSEMINATION:

1. Unit Meetings and Unit Orientation

REFERENCE:

¹TUBE FEEDING AT HOME. (2011).

https://www.health.qld.gov.au/__data/assets/pdf_file/0032/360896/etf_tfah.pdf

Adapted from *How to Clean, Sanitize, and Store Infant Feeding Items* | *Healthy Childcare* | *Hygiene* | *Healthy Water* | CDC. (2019, May 20). [Www.Cdc.Gov](https://www.cdc.gov/healthywater/hygiene/healthychildcare/infantfeeding/cleansanitize.html).

<https://www.cdc.gov/healthywater/hygiene/healthychildcare/infantfeeding/cleansanitize.html>