


| | | |
|---|---------------------|-------------------------------|
|  <p>DR. PABLO O. TORRE MEMORIAL HOSPITAL</p> <p>B.S. Aquino Drive, Bacolod City, Negros Occidental, 6100</p> | Document Code: | DPOTMH-E-57-P01-S26 |
| | Effective Date: | 06-30-2022 |
| | Document Type: | Standard Operating Procedure |
| | Page Number: | 1 of 3 |
| | Department/Section: | Hematology |
| | Document Title: | SMEAR FOR MICROFILARIA |

PURPOSE:

To establish guidelines in collecting sample for smear for microfilaria for Laboratory diagnostic procedure and analysis. Microscopic identification of microfilariae in a direct blood smear is the standard method for diagnosing active infection.

SCOPE:


Applies to all Hematology Section Staff of Laboratory Department of Dr. Pablo O. Torre Memorial Hospital (DPOTMH)

PERSON RESPONSIBLE:

Medical Technologists (Medical Laboratory Scientists), Pathologists, Medical Doctors, Nurses, Medical Trainees, Laboratory Clerks

GENERAL GUIDELINES:

1. All specimens shall be collected in a blood collecting tube and observe fill line requirements (Microfilaria smear uses lavender top tube with ethylenediaminetetraacetic acid EDTA anticoagulant) (cross reference with Venipuncture procedure).
2. The Medical Technologist collects blood sample, filled to specified volume, no under filling or overfilling and is inverted tip to tip 8-10 times gently for adequate mixing and to avoid hemolysis and destruction of chemical elements.
3. Thick and thin smears shall be done to newly collected blood sample (delay can result in changes in parasite morphology and staining characteristics).
4. Positive Microfilaria smear results shall be reported to the Attending Physician or Nurse immediately.
5. Microfilaria Smear results shall be released and observe the Releasing of Results Policy. Turn-around time for releasing Microfilaria Smear result is within 2 hours.


| | | |
|---|---------------------|-------------------------------|
|  <p>DR. PABLO O. TORRE MEMORIAL HOSPITAL</p> <p>B.S. Aquino Drive, Bacolod City, Negros Occidental, 6100</p> | Document Code: | DPOTMH-E-57-P01-S26 |
| | Effective Date: | 06-30-2022 |
| | Document Type: | Standard Operating Procedure |
| | Page Number: | 2 of 3 |
| | Department/Section: | Hematology |
| | Document Title: | SMEAR FOR MICROFILARIA |

PROCEDURE:

1. The Medical Technologist obtains a thick and thin smear from a finger puncture or collects blood in an EDTA lavender top tube (2mL/0.5mL tube) properly labeled with complete patient's name and date of collection, and inverted tip to tip 8-10 times to mix.
2. The Medical Technologist forwards properly the blood sample and patient's request to the Hematology Section. Medical Technologist then checks blood sample label, volume and clots prior to analysis. Not properly labeled sample is given back to the extractor for correct labeling. Insufficient volume and clotted sample is subject for repeat blood collection and the Medical Technologist, Nurse in-charge or the patient will be informed immediately.
3. *Wuchereria bancrofti infections is between 10pm to 4am. Blood used to detect subperiodic W. bancrofti may be drawn anytime.
4. The Medical Technologist places a drop of blood, preferably from an EDTA tube or heparinized syringe, in the center of the slide. Drop a cover slip over and examine under the microscope on 10x power. And also make at least 2 thick smears and 2 thin smears, air dries and stains using Giemsa stain and hemacolor stains.
5. The Medical Technologist notes microscopic findings and encodes results in the system.
6. The Medical Technologist/Laboratory Clerk prints out results for outpatients at the reception area upon presentation of the Official Receipt (OR) and results for admitted patients can be viewed and printed out by nurses to its respective stations.
7. Names and results of patient shall be recorded in the Hematology/Miscellaneous logbook.


REFERENCE:

1. www.cdc.gov/parasites/diagnosis


| | | | |
|--|---|---------------------|-------------------------------|
|  <p>DR. PABLO O. TORRE MEMORIAL HOSPITAL</p> | B.S. Aquino Drive, Bacolod City, Negros Occidental, 6100 | Document Code: | DPOTMH-E-57-P01-S26 |
| | | Effective Date: | 06-30-2022 |
| | | Document Type: | Standard Operating Procedure |
| | | Page Number: | 3 of 3 |
| | | Department/Section: | Hematology |
| | | Document Title: | SMEAR FOR MICROFILARIA |

APPROVAL:

| | Name/Title | Signature | Date |
|------------------------|--|--------------------|------------|
| Prepared by: | REDABELLE DIONEIO-SEGOVIA, RMT Section Head, Hematology | <i>[Signature]</i> | 07-06-2022 |
| Verified: | TIFFANY B. VILLANUEVA-COO, RMT Laboratory Manager | <i>[Signature]</i> | 7-6-2022 |
| | MONICA B. VILLANUEVA, RMT, PhD Laboratory Manager | <i>[Signature]</i> | 7-6-2022 |
| | MELANIE ROSE B. ZERRUDO, MD, FPSP Chair, Department of Pathology | <i>[Signature]</i> | 7-6-2022 |
| Reviewed: | DENNIS C. ESCALONA, MN, FPSQua Quality Assurance Supervisor | <i>[Signature]</i> | 07-06-2022 |
| Recommending Approval: | ROSARIO D. ABARING, MAN, PhD Ancillary Division Officer | <i>[Signature]</i> | 07.06.2022 |
| | FREDERIC IVAN L. TING, MD OIC - Total Quality Division | <i>[Signature]</i> | 7/8/22 |
| Approved: | GENESIS GOLDI D. GOLINGAN President and CEO | | |

| | | |
|--|---------------------|-------------------------------|
|  <p>DR. PABLO O. TORRE MEMORIAL HOSPITAL</p> <p>B.S. Aquino Drive, Bacolod City, Negros Occidental, 6100</p> | Document Code: | DPOTMH-E-57-P01-WI26 |
| | Effective Date: | 06-30-2022 |
| | Document Type: | Work Instruction |
| | Page Number: | 1 of 2 |
| | Department/Section: | Hematology |
| | Document Title: | SMEAR FOR MICROFILARIA |

| KEY TASKS | PERSON RESPONSIBLE |
|---|------------------------------|
| 1. Forwards properly the patient's request to the Hematology Section. | Laboratory Clerks and Nurses |
| 2. Extract blood sample from the patients. | Medical Technologist/Nurse |
| 3. Ensures sample is acceptable for testing. | |
| 4. Properly and safely dispose of biohazardous and infectious wastes and materials. | |
| 5. Process and analyze samples. Report result with significant findings. | |
| 6. Processes and analyzes samples. | |
| 7. Releases and validates result thru BIZBOX System. | |
| 8. Records result to Hematology logbooks. | |
| 9. Endorses the patient's results to the patient or doctor. | Laboratory Clerks and Nurses |

| | | |
|--|---------------------|-------------------------------|
|  <p>DR. PABLO O. TORRE MEMORIAL HOSPITAL</p> <p>B.S. Aquino Drive, Bacolod City, Negros Occidental, 6100</p> | Document Code: | DPOTMH-E-57-P01-WI26 |
| | Effective Date: | 06-30-2022 |
| | Document Type: | Work Instruction |
| | Page Number: | 2 of 2 |
| | Department/Section: | Hematology |
| | Document Title: | SMEAR FOR MICROFILARIA |

APPROVAL:

| | Name/Title | Signature | Date |
|------------------------|--|--------------------|------------|
| Prepared by: | REDABELLE DIONE-SEGOVIA, RMT Section Head, Hematology | <i>[Signature]</i> | 07-06-2022 |
| Verified: | TIFFANY B. VILLANUEVA-COO, RMT Laboratory Manager | <i>[Signature]</i> | 7-6-2022 |
| | MONICA B. VILLANUEVA, RMT, PhD Laboratory Manager | <i>[Signature]</i> | 7-6-2022 |
| | MELANIE ROSE B. ZERRUDO, MD, FPSP Chair, Department of Pathology | <i>[Signature]</i> | 7-6-2022 |
| Reviewed: | DENNIS C. ESCALONA, MN, FPSQua Quality Assurance Supervisor | <i>[Signature]</i> | 07-06-2022 |
| Recommending Approval: | ROSARIO D. ABARING, MAN, PhD Ancillary Division Officer | <i>[Signature]</i> | 07-06-2022 |
| | FREDERIC IVAN L. TING, MD OIC - Total Quality Division | <i>[Signature]</i> | 7/8/22 |
| Approved: | GENESIS GOLDI D. GOLINGAN President and CEO | | |

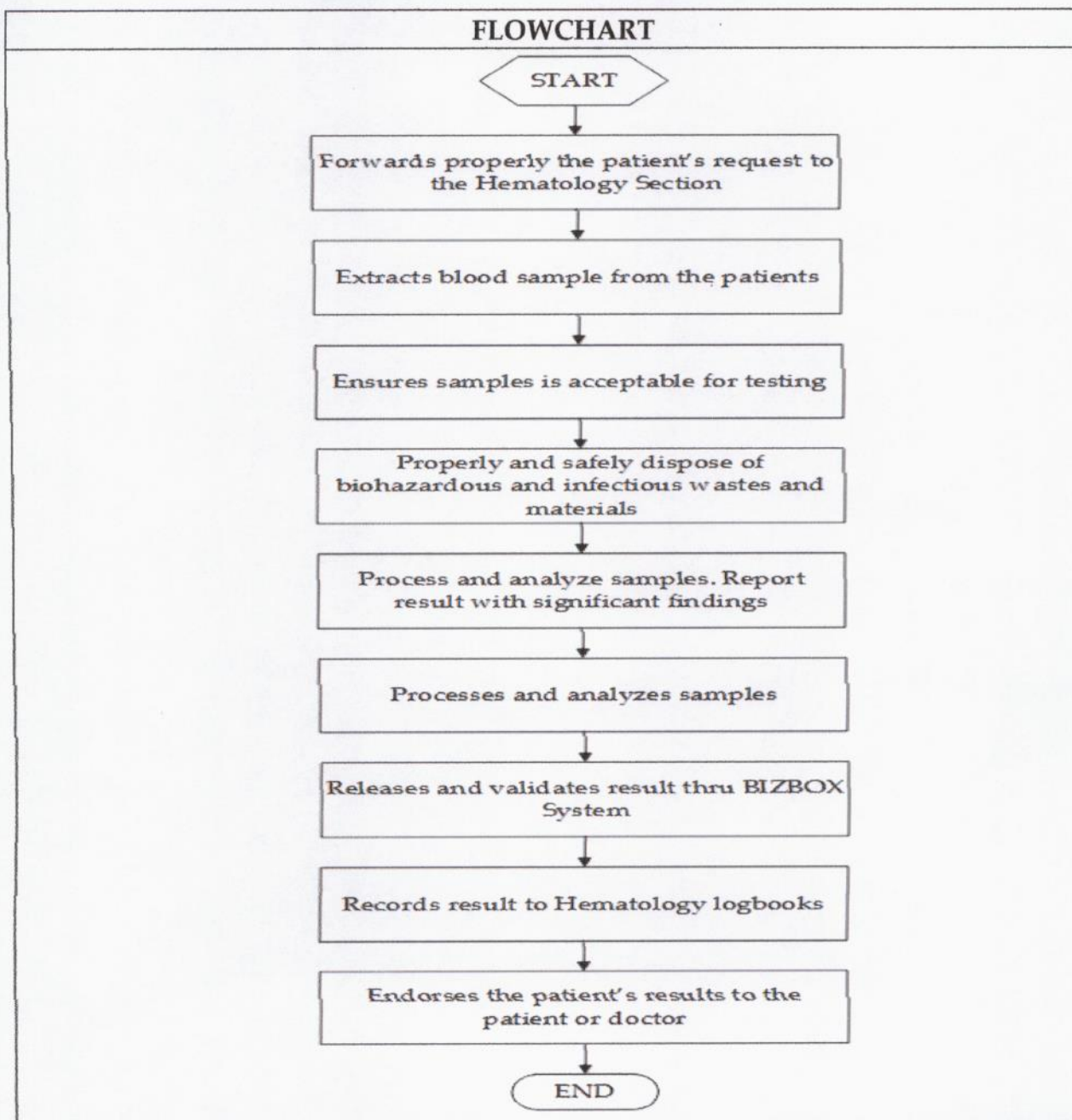



DR. PABLO O. TORRE
MEMORIAL HOSPITAL

B.S. Aquino Drive,
Bacolod City,
Negros Occidental,
6100

| | |
|---------------------|-------------------------------|
| Document Code: | DPOTMH-E-57-P01-FC26 |
| Effective Date: | 06-30-2022 |
| Document Type: | Flowchart |
| Page Number: | 1 of 2 |
| Department/Section: | Hematology |
| Document Title: | SMEAR FOR MICROFILARIA |

FLOWCHART



| | | |
|--|---------------------|-------------------------------|
|  <p>DR. PABLO O. TORRE MEMORIAL HOSPITAL</p> | Document Code: | DPOTMH-E-57-P01-FC26 |
| | Effective Date: | 06-30-2022 |
| | Document Type: | Flowchart |
| | Page Number: | 2 of 2 |
| | Department/Section: | Hematology |
| | Document Title: | SMEAR FOR MICROFILARIA |

B.S. Aquino Drive,
Bacolod City,
Negros Occidental,
6100

APPROVAL:

| | Name/Title | Signature | Date |
|------------------------|--|--------------------|------------|
| Prepared by: | REDABELLE DIONE-SEGOVIA, RMT Section Head, Hematology | <i>[Signature]</i> | 07-06-2022 |
| Verified: | TIFFANY B. VILLANUEVA-COO, RMT Laboratory Manager | <i>[Signature]</i> | 7-6-2022 |
| | MONICA B. VILLANUEVA, RMT, PhD Laboratory Manager | <i>[Signature]</i> | 7-6-2022 |
| | MELANIE ROSE B. ZERRUDO, MD, FPSP Chief, Department of Pathology | <i>[Signature]</i> | 7-6-2022 |
| Reviewed: | DENNIS C. ESCALONA, MN, FPCHA, FPSQua Quality Assurance Supervisor | <i>[Signature]</i> | 07-06-2022 |
| Recommending Approval: | ROSARIO D. ABARING, MAN, PhD Ancillary Division Officer | <i>[Signature]</i> | 07-06-2022 |
| | FREDERIC IVAN L. TING, MD OIC-Total Quality Division | <i>[Signature]</i> | 7/8/22 |
| Approved: | GENESIS GOLDI D. GOLINGAN President and CEO | | |