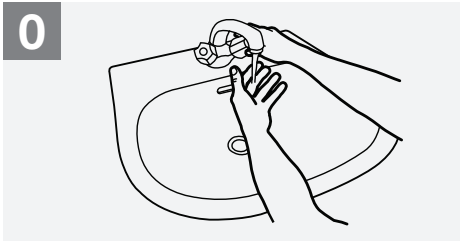


How to Handwash?

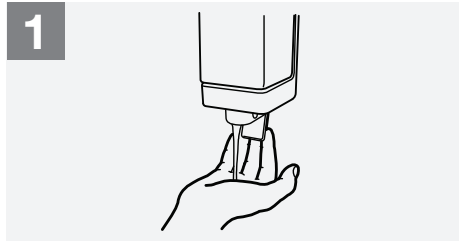
WASH HANDS WHEN VISIBLY SOILED! OTHERWISE, USE HANDRUB



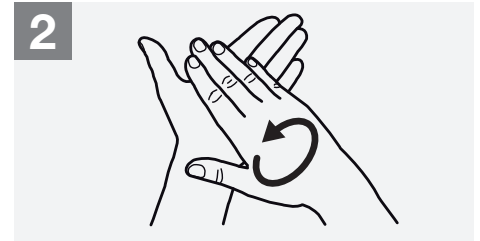
Duration of the entire procedure: 40-60 seconds



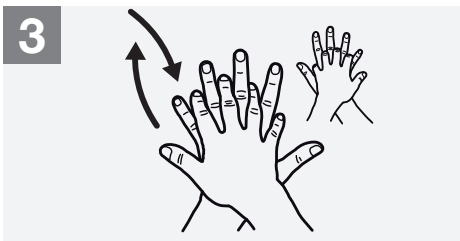
0 Wet hands with water;



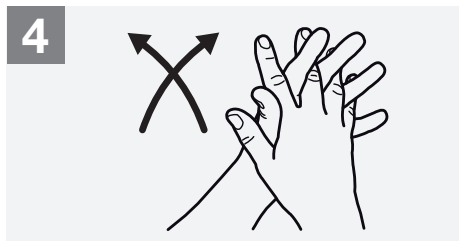
1 Apply enough soap to cover all hand surfaces;



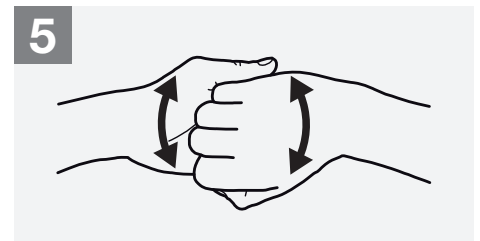
2 Rub hands palm to palm;



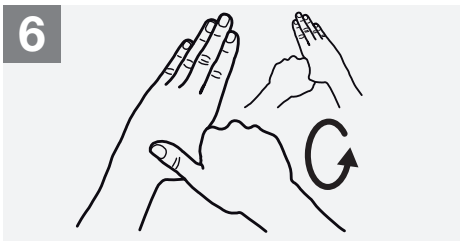
3 Right palm over left dorsum with interlaced fingers and vice versa;




4 Palm to palm with fingers interlaced;



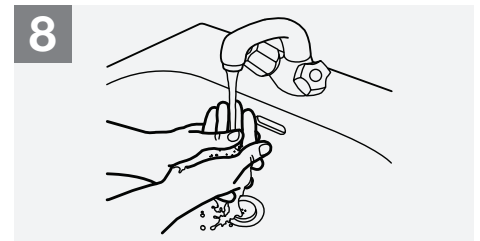
5 Backs of fingers to opposing palms with fingers interlocked;



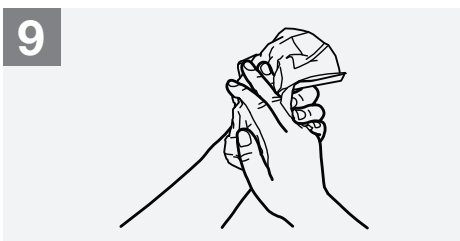
6 Rotational rubbing of left thumb clasped in right palm and vice versa;



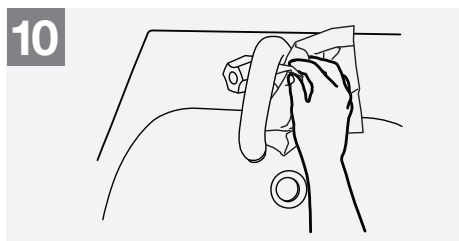
7 Rotational rubbing, backwards and forwards with clasped fingers of right hand in left palm and vice versa;



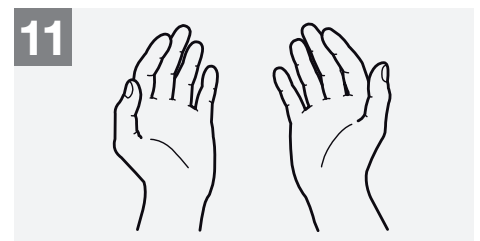
8 Rinse hands with water;



9 Dry hands thoroughly with a single use towel;



10 Use towel to turn off faucet;



11 Your hands are now safe.



World Health Organization

Patient Safety

A World Alliance for Safer Health Care

SAVE LIVES
Clean Your Hands